

Centre Number	Candidate Number	Name
---------------	------------------	------

UNIVERSITY OF CAMBRIDGE INTERNATIONAL EXAMINATIONS
General Certificate of Education
Advanced Level

BIOLOGY

9700/04

Paper 4 Structured Questions

For Examination from 2007

Specimen Paper

2 hours

Additional Materials: Answer Booklet/Paper

READ THESE INSTRUCTIONS FIRST

Write your Centre number, candidate number and name on all the work you hand in.

Write in dark blue or black pen.

Do not use staples, paper clips, highlighters, glue or correction fluid.

Section A

Answer **all** questions.

Section B

Answer **one** question.

Write your answer on the separate Answer Booklet/Paper.

At the end of the examination, fasten all your work securely together.

The number of marks is given in brackets [] at the end of each question or part question.

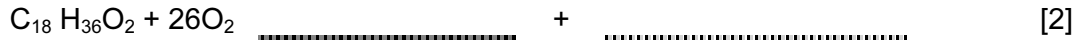
This document consists of **14** printed pages.



1 (a) State what is meant by the term *respiratory quotient* (RQ).

.....
----- [1]

(b) (i) Complete the following equation for the aerobic respiration of the respiratory substrate A.



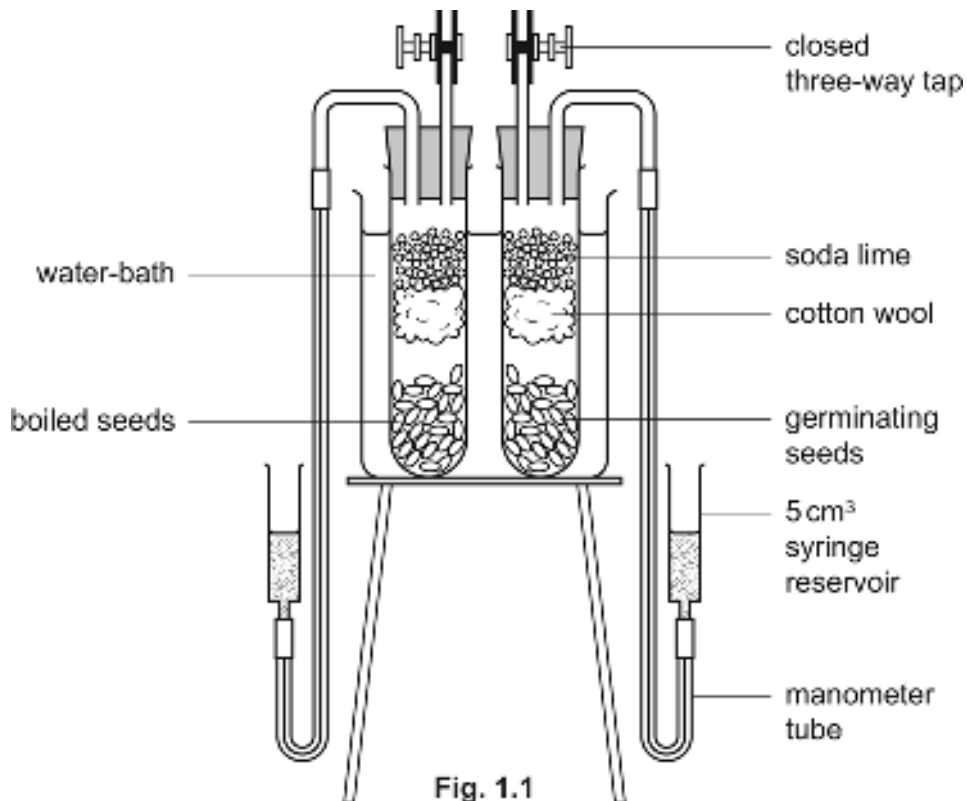
(ii) Calculate the respiratory quotient (RQ) of this respiratory substrate.

[2]

(c) Explain the significance of the different values that may be obtained of RQ.

.....
.....
----- [2]

Two respirometers were set up as shown in Fig. 1.1.



(d) Outline how this apparatus is used to measure the rate of oxygen uptake by a known mass of germinating seeds.

.....
.....
.....
.....
.....
..... [4]

(e) Explain how the apparatus could be modified to measure the RQ of the germinating seeds.

.....
.....
..... [2]

(f) Explain why an increase in temperature from 15 °C to 25 °C will increase the rate of oxygen uptake in germinating seeds.

.....
.....
..... [2]

[Total: 15]

2 Fig. 2.1 shows the main stages of the Calvin cycle.

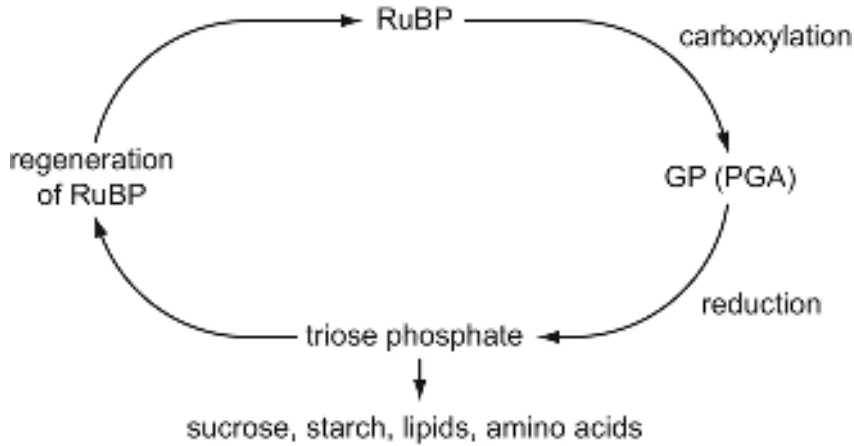


Fig. 2.1

(a) State precisely where the Calvin cycle occurs in plant cells.

..... [1]

(b) Describe how carbon dioxide is fixed in the Calvin cycle.

.....

 [2]

(c) Explain how the products of photophosphorylation are used in the Calvin cycle.

.....

 [3]

(d) Explain what initially happens to the concentration of RuBP and GP if the supply of carbon dioxide is reduced.

RuBP

 GP
 [2]

[Total: 8]

4 (a) The table shows information about some organisms and their classification.

Complete the table by putting the correct kingdom for each organism described. The first one has been done for you. Each kingdom may be required once, more than once or not at all.

Features of organism	kingdom
Body composed of single isolated cells. Heterotrophic eukaryotic cells without a cell wall. Organism motile.	Protocista -----
Body composed of a mass of undifferentiated cells. Heterotrophic eukaryotic cells with a chitin cell wall. Not motile.	-----
Body composed of a small ball of undifferentiated cells. Autotrophic eukaryotic cells with a cellulose cell wall and flagellum. Organism motile.	-----
Body complex and multicellular, differentiated into a variety of tissues and organs. Heterotrophic eukaryotic cells with no cell wall, some cells have flagellae. Organism motile.	-----
Body a string of tiny undifferentiated cells. Heterotrophic prokaryotic cells with a peptidoglycan (murein) cell wall. Not motile.	-----
Body complex and multicellular, differentiated into a variety of tissues and organs. Autotrophic eukaryotic cells with a cellulose cell wall. Not motile.	-----

[5]

(b) In traditional classification there were considered to be only two kingdoms; animals were in one kingdom, and all other organisms were in the other.

Suggest the advantages and disadvantages of such a two-kingdom classification compared to the five kingdom classification often used today.

.....

.....

.....

.....

.....

.....

.....

.....

.....

.....

.....

.....

[4]

(c) A student stated that 'maintaining biodiversity is not important because there are already hundreds of sorts of different animals and anyway, you just can't protect these protected species properly.'

Discuss the extent to which this statement,

(i) defines biodiversity

.....

.....

.....

.....

(ii) addresses the need to maintain biodiversity

.....

.....

.....

.....

(iii) evaluates the available methods of protecting endangered species.

.....

.....

.....

.....

[6]

[Total: 15]

- 5 Fig. 5.1 outlines the way in which the gene for human insulin is incorporated into plasmid DNA and inserted into a bacterium.

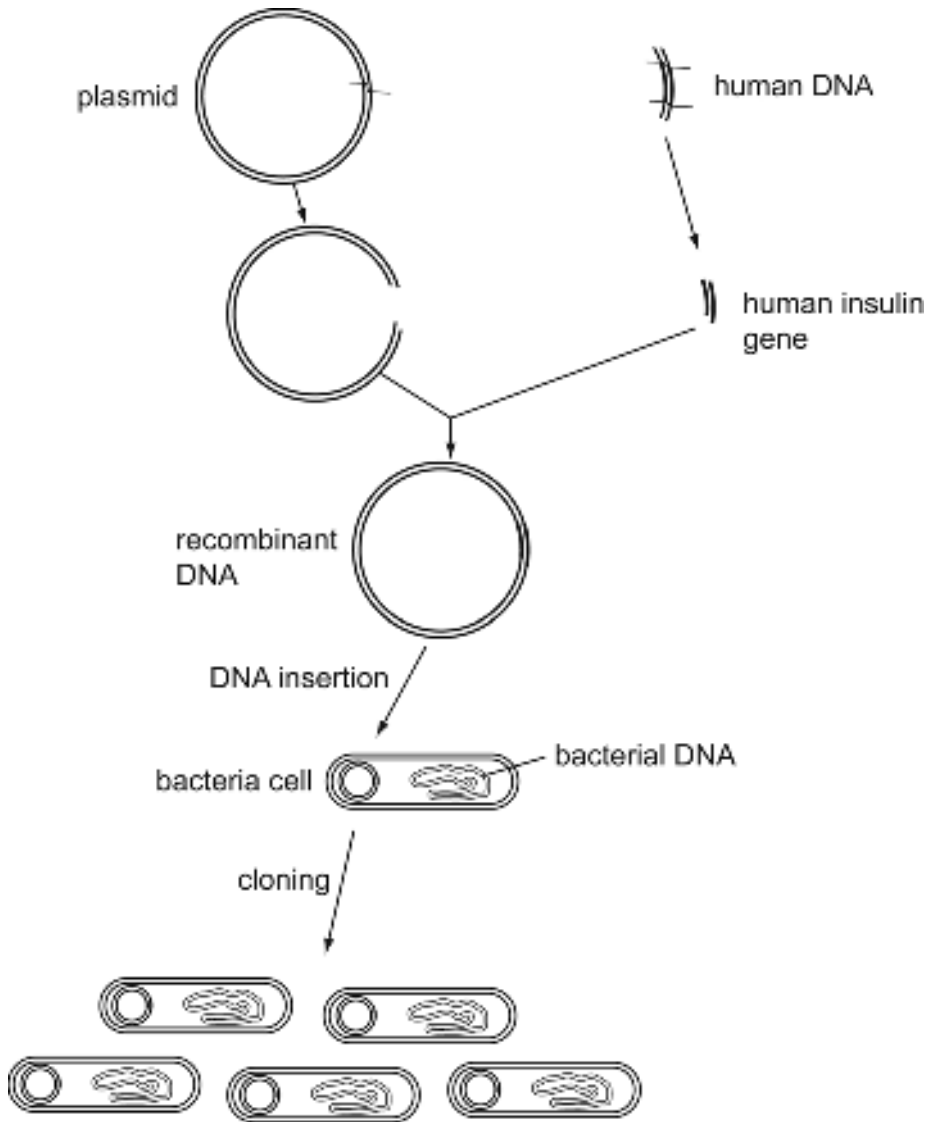


Fig. 5.1

(a) Describe how the plasmid DNA is cut.

.....
.....
.....
..... [3]

(b) Explain how the human insulin gene is joined to the plasmid DNA.

.....
.....
.....
..... [3]

(c) List **two** advantages of treating diabetics with human insulin produced by genetic engineering.

1
.....
2
..... [2]

[Total: 8]

8 (a) Name the precise sites of production in the human male of the following hormones:

(i) follicle stimulating hormone (FSH);

.....

(ii) luteinising hormone (LH) or interstitial cell stimulating hormone (ICSH);

.....

(iii) testosterone.

.....

[3]

(b) Fig. 8.1 shows the concentration of the hormones FSH, LH (ICSH) and testosterone in the blood of a human male at different ages.

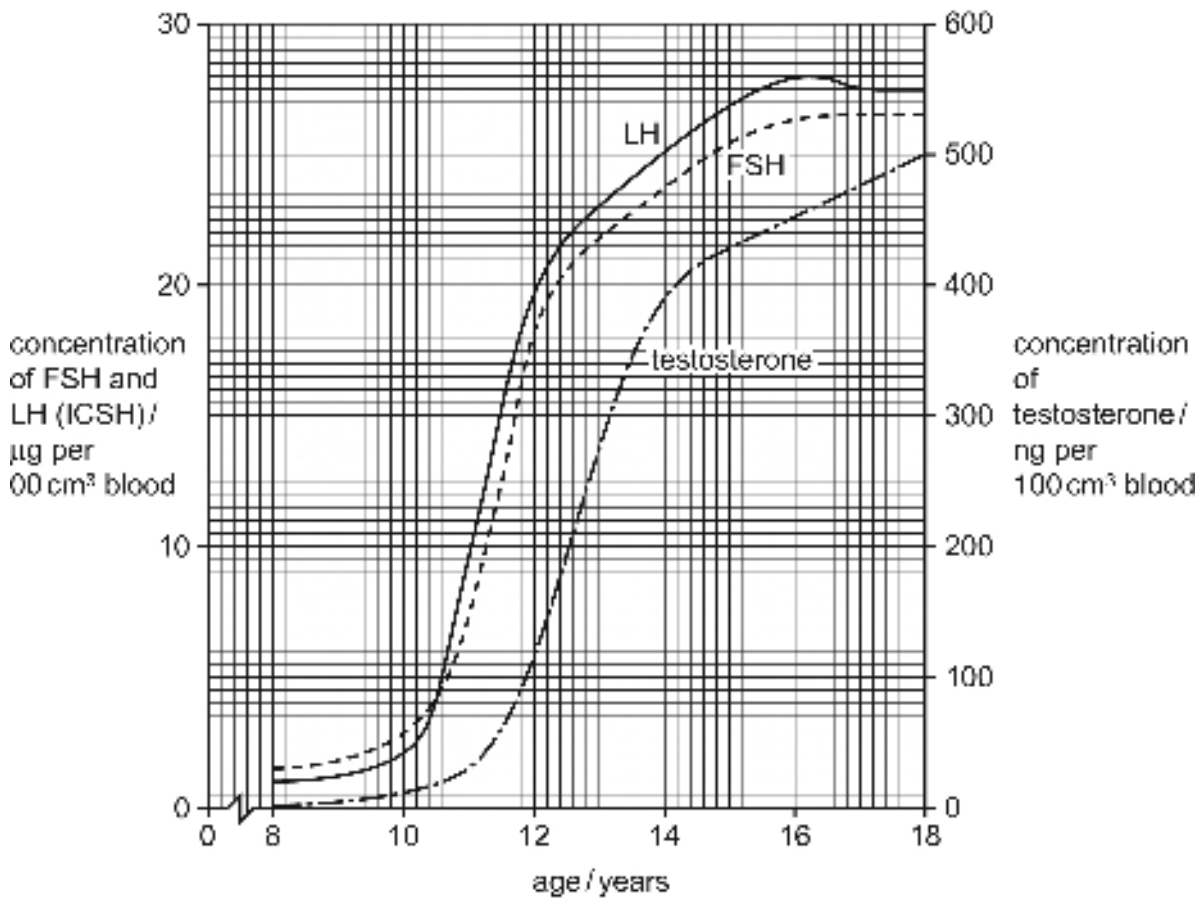


Fig. 8.1

With reference to Fig. 8.1, describe and explain the changes in concentration of:

(i) FSH and LH (ICSH);

.....

.....

.....
..... [4]

(ii) testosterone.
.....
.....
.....
..... [4]

(c) Table 8.1 shows the mean mass of the human testis at different ages.

Table 8.1

age/years	mean mass of human testis/g
10	2.0
12	3.0
14	8.0
16	18.0
18	28.0

Absolute growth rate may be defined as:

- increase in mass per unit time.

Relative growth rate may be defined as:

- absolute growth rate / mass at the start of the time.

With reference to Table 8.1 and these definitions, calculate, showing your working in each case,

(i) the **absolute** growth rate of the testis between ages 14 and 18 years;
.....
..... [2]

(ii) the **relative** growth rate of the testis between ages 14 and 18 years.
.....
..... [2]

[Total: 15]

Section B
Answer **one** question

- 9 (a) Explain how a synapse functions. [9]
(b) Describe the role of glucagon in regulating blood glucose. [6]
[Total: 15]
- 10 (a) Describe why variation is important in natural selection. [6]
(b) Explain the role of isolating mechanisms in the evolution of new species. [9]
[Total: 15]

Copyright Acknowledgements:

Permission to reproduce items where third-party owned material protected by copyright is included has been sought and cleared where possible. Every reasonable effort has been made by the publisher (UCLES) to trace copyright holders, but if any items requiring clearance have unwittingly been included, the publisher will be pleased to make amends at the earliest possible opportunity.

University of Cambridge International Examinations is part of the Cambridge Assessment Group. Cambridge Assessment is the brand name of University of Cambridge Local Examinations Syndicate (UCLES), which is itself a department of the University of Cambridge.