



UNIVERSITY OF CAMBRIDGE INTERNATIONAL EXAMINATIONS
International General Certificate of Secondary Education

CANDIDATE
NAME

CENTRE
NUMBER

--	--	--	--	--

CANDIDATE
NUMBER

--	--	--	--



DEVELOPMENT STUDIES

0453/01

Paper 1

October/November 2013

2 hours

Candidates answer on the Question Paper.

No Additional Materials are required.

READ THESE INSTRUCTIONS FIRST

Write your Centre number, candidate number and name on all the work you hand in.

Write in dark blue or black pen.

Do not use staples, paper clips, highlighters, glue or correction fluid.

You may use a pencil for any diagrams, graphs or rough working.

DO NOT WRITE IN ANY BARCODES.

Answer **all** the questions.

You may not need all the answer lines for your answer.

You should read and study the sources **before** answering the questions.

The Insert contains Fig. 8 for Question 4(b).

The Insert is **not** required by the Examiner. It can be kept by the Centre and used as a teaching resource.

The number of marks is given in brackets [] at the end of each question or part question.

For Examiner's Use	
1	
2	
3	
4	
Total	

This document consists of **15** printed pages, **1** blank page and **1** insert.



1 Study Fig. 1A and 1B which show the major cocoa producing and consuming countries.

(a) (i) Which **continent** produces the most cocoa?

..... [1]

(ii) What percentage of the world's cocoa is produced in Africa?

..... [1]

(iii) In what type of country is most of the world's cocoa produced? Tick the correct answer from the list below:

High Income

Middle Income

Low Income

[1]

(iv) In what type of country is most of the world's cocoa consumed? Tick the correct answer from the list below:

High Income

Middle Income

Low Income

[1]

(v) Which country is both a major producer and a consumer?

..... [1]

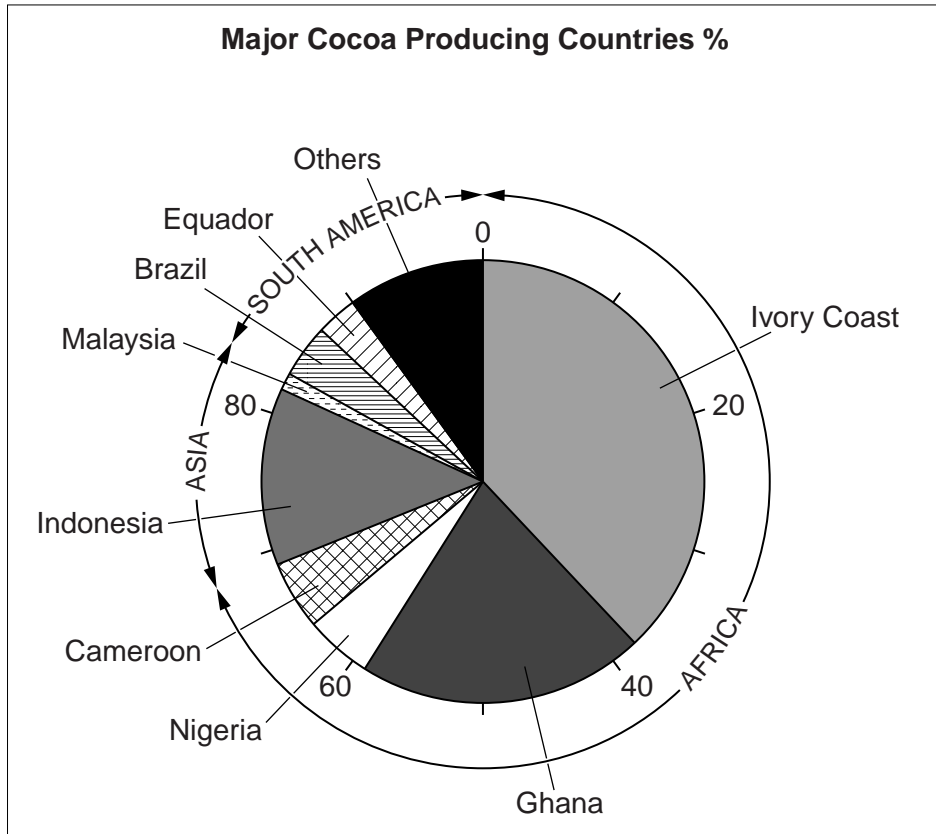


Fig. 1A

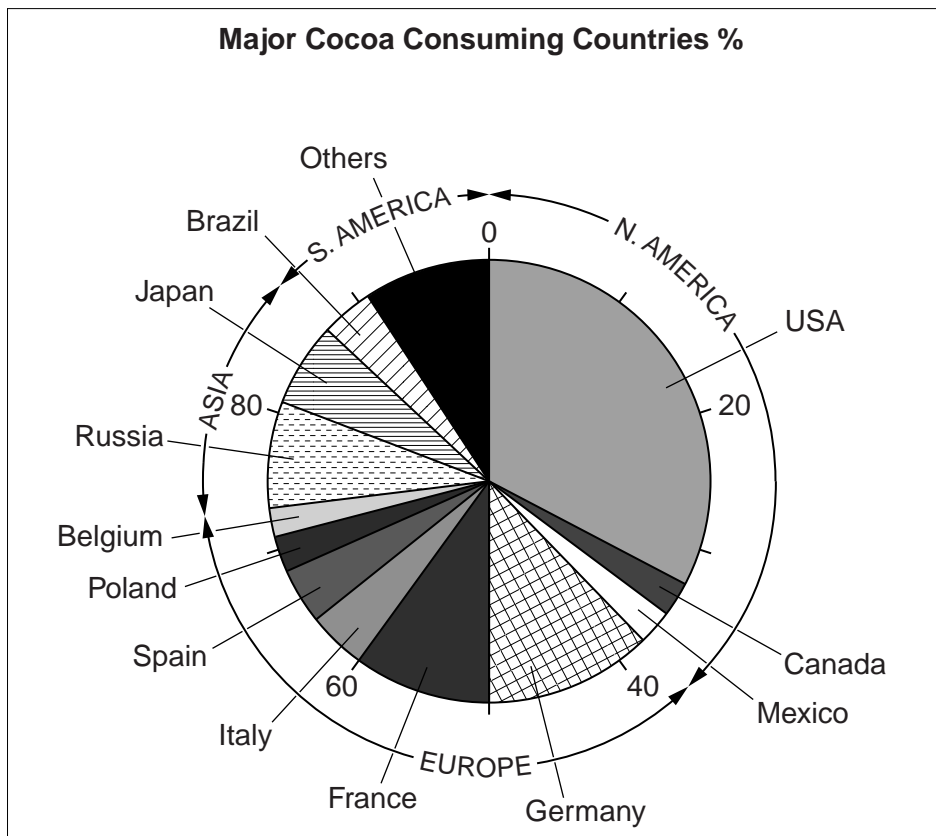


Fig. 1B

- (b) Cocoa is exported in the form of cocoa beans and is mainly imported and manufactured into chocolate in the countries where it is consumed.
Explain why the pattern of the world's cocoa production and trade can be described as neo-colonial.

.....

.....

.....

.....

.....

..... [3]

- (c) Study Fig. 2

The Problems of Cocoa Farmers

Naana, is a woman in southern Ghana who has a small cocoa farm. She increased production, as did many other cocoa farmers, when prices were high. Since then there has been a surplus in the world market and the price of cocoa has dropped. All over Africa producers of primary agricultural products have suffered in the same way. Costs of dealing with pest control, and of fertilisers and seed have increased. Some years the rainfall is lower and cocoa pests are a particular problem.

The women cocoa farmers are particularly vulnerable because they lack influence and have few resources of their own. They are disadvantaged by gender discrimination.

Fig. 2

- (i) Give **two** reasons why the price of primary products like cocoa fluctuates.

.....

.....

.....

..... [2]

- (ii) Trading in cocoa and the manufacture of chocolate is controlled by a few large multinational companies. Give **two** reasons why this control increases the problems for cocoa producers.

.....

.....

.....

..... [2]

(iii) Give **two** examples of ways in which women ‘are disadvantaged by gender discrimination’.

.....
.....
.....
.....

[2]

(d) Describe some of the measures that the governments of countries might make to improve the life of both men and women farmers. You should fully develop the points you make.

.....
.....
.....
.....
.....
.....
.....
.....
.....
.....
.....
.....
.....
.....
.....
.....
.....
.....
.....
.....

[6]

[Total: 20 marks]

2 Study Fig. 3

For
Examiner's
Use

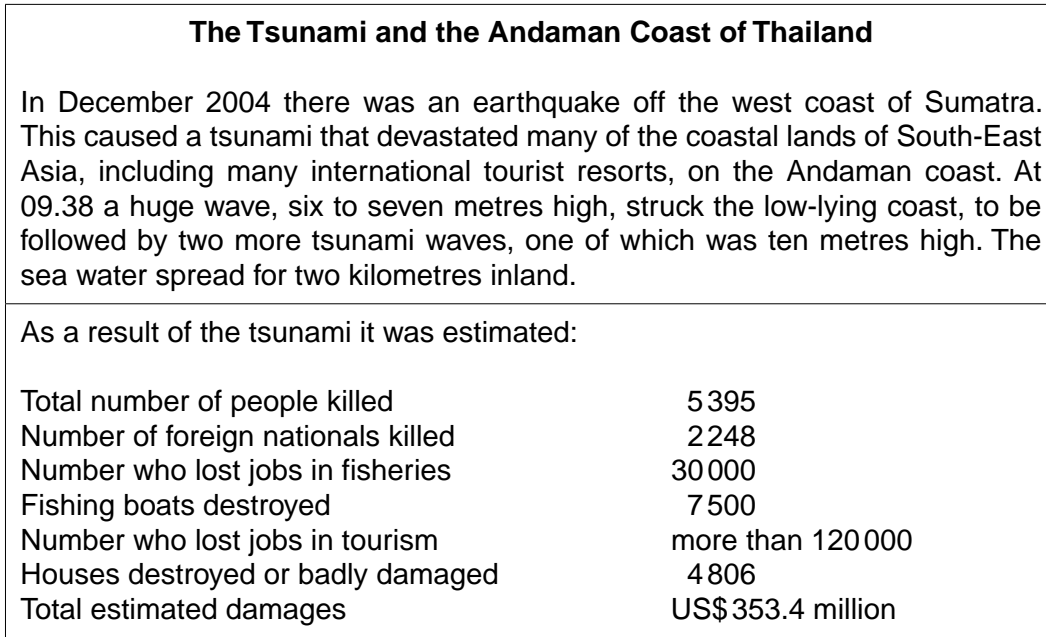


Fig. 3

(a) (i) The earthquake occurred at 07.08. How long was it before the tsunami hit the low-lying Andaman coast?

..... [1]

(ii) Give **two** reasons why the waves spread so far inland.

.....
.....
.....
..... [2]

(iii) Why were many foreign nationals killed on the Andaman coast?

.....
..... [1]

Study Fig. 4 which outlines some of the United Nations' recommendations when a natural disaster occurs.

For
Examiner's
Use

The United Nations (UN) recommended the following:

Immediate responses to natural disaster require:

- coordinated national and international disaster warning systems
- improvements in national natural disaster management plans
- coordination of the relief effort by the ministries, the armed forces and Non-Governmental Organisations (NGOs)
- quick provision of emergency disaster aid.

Fig. 4

(b) (i) Why does the UN recommend disaster warning systems?

..... [1]

(ii) Give **two** reasons why it is necessary to have a quick response to a natural disaster.

.....
.....
.....
..... [2]

(iii) Give **three** reasons why it might be difficult to provide 'quick provision of emergency disaster aid'.

.....
.....
.....
.....
.....
..... [3]

(iv) Explain why coordination of the relief effort is important following a natural disaster.

*For
Examiner's
Use*

.....

.....

.....

.....

.....

.....

.....

.....

.....

.....

..... [4]

(c) With reference to a natural disaster:

- State the type of natural disaster
- Name the place where it happened
- Explain its impact on development. You should fully develop the points you make.

.....

.....

.....

.....

.....

.....

.....

.....

.....

.....

.....

.....

.....

.....

.....

.....

.....

.....

.....

.....

.....

.....

.....

..... [6]

[Total: 20 marks]

- 3 (a) Study Fig. 5 which shows birth rates and death rates per 1000 population for selected countries.

	Birth rate 1995	Birth rate 2010	Death rate 1995	Death rate 2010
Angola	50	40	21	13
India	28	21	10	8
Philippines	31	26	6	5
Zambia	45	45	18	13

Fig. 5

- (i) Which country has shown the largest fall in its death rate between 1995 and 2010?

..... [1]

- (ii) Explain why death rates have fallen in many countries between 1995 and 2010.

.....

 [4]

- (iii) Calculate the natural increase of population in India in 2010. Show your calculations.

.....

 [2]

(iv) The birth rates shown in Fig. 5 are high. Explain why developing countries have high birth rates.

For
Examiner's
Use

.....

.....

.....

.....

.....

..... [3]

(b) Study Fig. 6A and 6B which are the population pyramids of Bangladesh in 2000 and then projected for 2025.

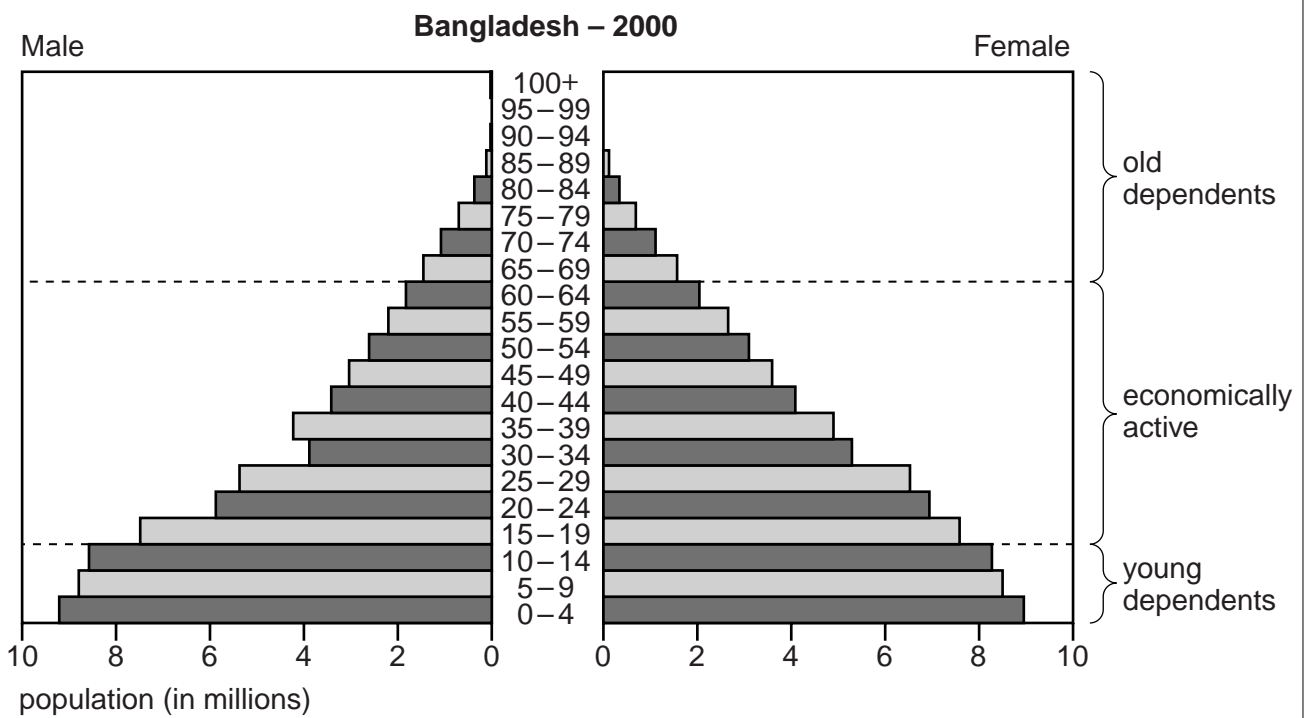


Fig. 6A

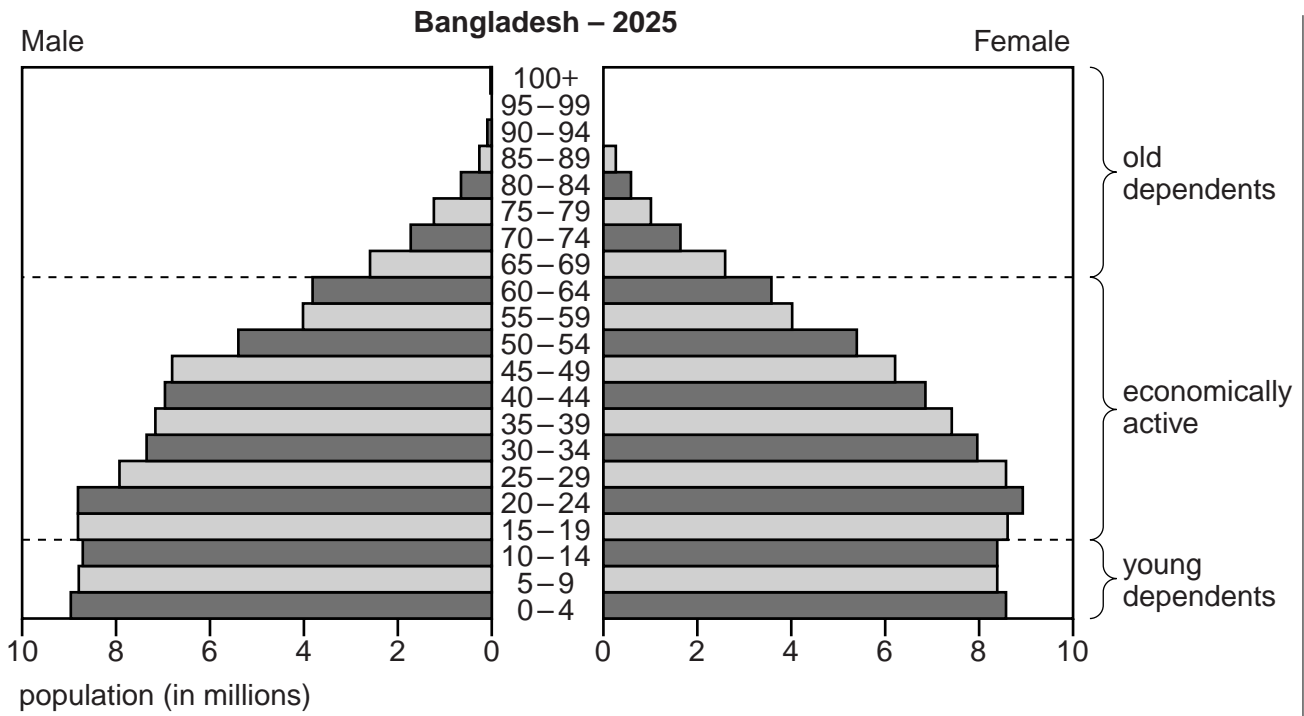


Fig. 6B

(i) Identify the age group which has the highest numbers of the population in 2000.

.....
 [1]

(ii) Describe the expected changes in the population structure of Bangladesh between 2000 and 2025.

.....

 [3]

(c) Explain the likely effects of population change on the development of a country. You should consider both population growth and structure, and should fully develop the points you make.

For
Examiner's
Use

.....
.....
.....
.....
.....
.....
.....
.....
.....
.....
.....
.....
.....
.....
.....
.....
.....
.....
.....
.....
.....
.....
.....
.....
.....
.....
.....
.....
.....
.....
.....
.....
.....
.....
.....
.....
.....
.....

..... [6]

[Total: 20 marks]

- 4 Study Fig. 7 which shows the change in the world's urban and rural population from 1950 to 2010 and the predicted change to 2050.

For
Examiner's
Use

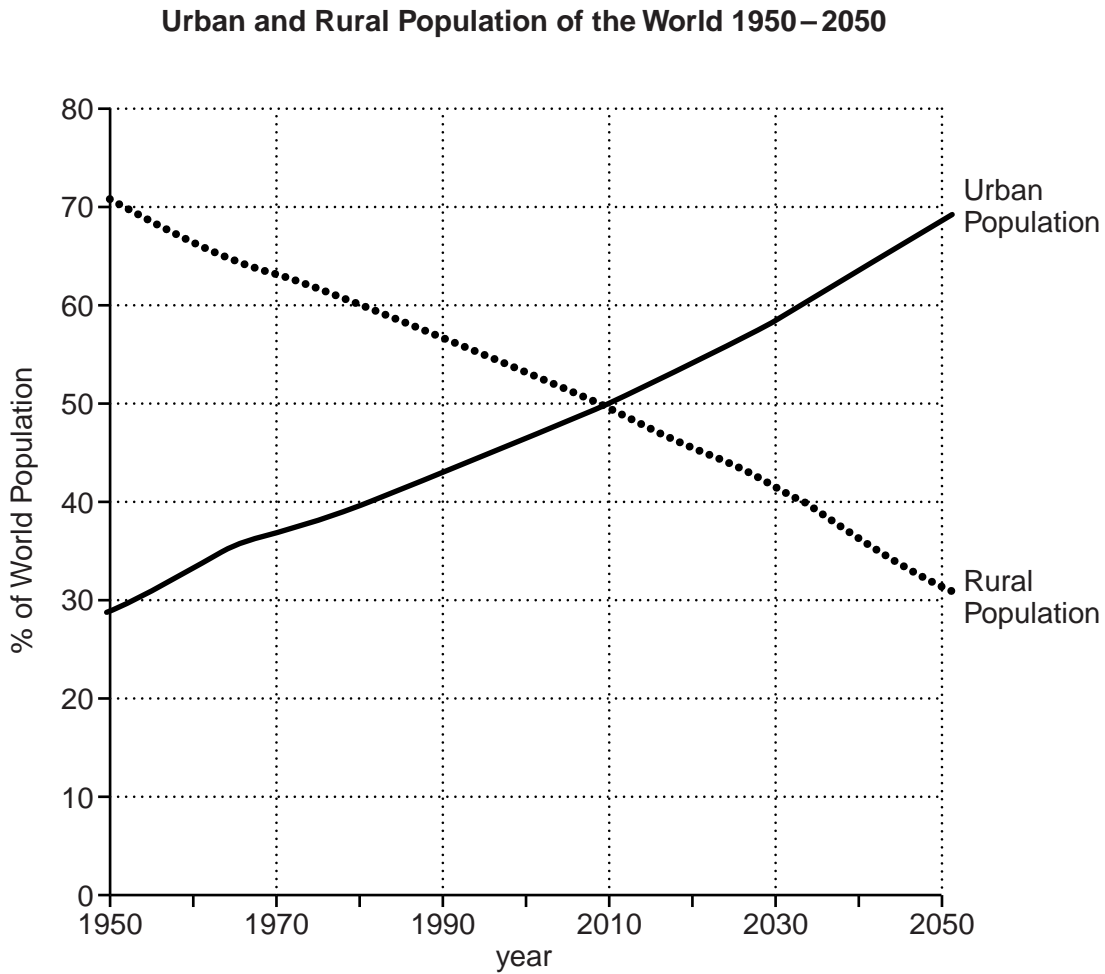


Fig. 7

- (a) (i) What is the term given to the growth in the proportion of the population living in urban areas?

..... [1]

- (ii) In which year was the proportion of people living in urban areas the same as those living in rural areas?

..... [1]

(iii) The proportion of people living in rural areas is decreasing. Give **three** difficulties of living in rural areas in a developing country.

.....
.....
.....
.....
.....
..... [3]

(b) Study Fig. 8 (Insert), which shows a photograph of a shanty town (squatter settlement) in Manila.

(i) What evidence is there in Fig. 8 of overcrowding?

.....
..... [1]

(ii) Suggest some problems of living in overcrowded conditions.

.....
.....
.....
.....
..... [3]

(iii) Use Fig. 8 **only** to describe the building materials of the shanty town.

.....
.....
..... [2]

(c) Explain why so many people who move to urban areas live in shanty towns.

.....
.....
.....
.....
.....
..... [3]

(d) One of the targets of the United Nations Millennium Development Goal 7 is 'By 2020 to have achieved a significant improvement in the lives of at least 100 million slum dwellers'. Describe what can be done by the authorities and residents to achieve this target. You should fully develop the points you make.

.....
.....
.....
.....
.....
.....
.....
.....
.....
.....
.....
.....
.....
.....
.....
.....
.....
.....
.....
.....
.....
..... [6]

For
Examiner's
Use

[Total: 20 marks]

BLANK PAGE

Copyright Acknowledgements:

Question 3 Figs 6A & 6B © www.census.gov.
Question 4 Fig. 7 © <http://en.wikipedia.org>.

Permission to reproduce items where third-party owned material protected by copyright is included has been sought and cleared where possible. Every reasonable effort has been made by the publisher (UCLES) to trace copyright holders, but if any items requiring clearance have unwittingly been included, the publisher will be pleased to make amends at the earliest possible opportunity.

University of Cambridge International Examinations is part of the Cambridge Assessment Group. Cambridge Assessment is the brand name of University of Cambridge Local Examinations Syndicate (UCLES), which is itself a department of the University of Cambridge.