
GEOGRAPHY

9696/32

Paper 3 Advanced Human Options

May/June 2014

INSERT

1 hour 30 minutes

READ THESE INSTRUCTIONS FIRST

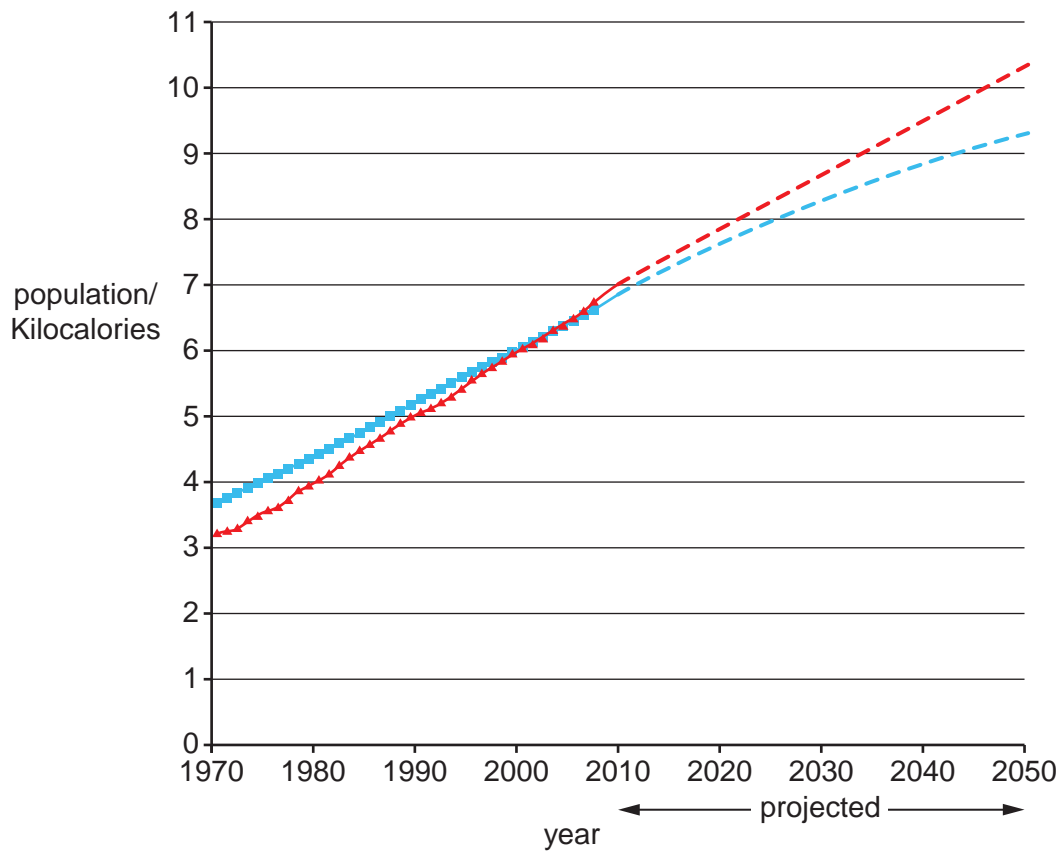
This Insert contains all the Figures and the Table referred to in the questions.



This document consists of **4** printed pages.

Fig. 1 for Question 1

Global population and food supply, 1970–2050, actual and projected trends

**Key**

- ■ ■ ■ global population (billions)
- ▲ ▲ ▲ ▲ food supply (10^{15} Kilocalories/year)
- - - - global population projection (billions)
- - - - food supply projection (10^{15} Kilocalories/year)

Fig. 2 for Question 3

Cartoon about the generation of electricity


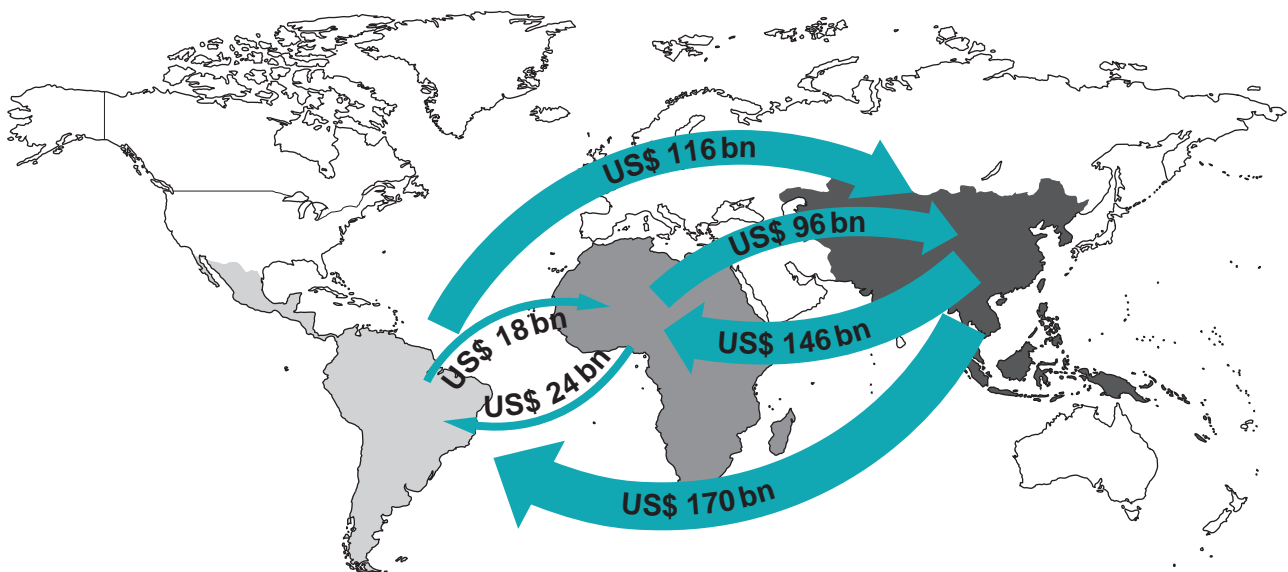


Fig. 3 for Question 5

Selected trade flows within the global south, 2008



Key

bn = billions

Table 1 for Question 7

**Average inflows of foreign direct investment (FDI) to LEDCs in selected world regions,
1970–2009**

Period	FDI as percentage of world inflows		
	Africa	South and Central America	Asia
1970–79	5.2	11.7	7.7
1980–89	2.6	8.4	14.2
1990–99	1.9	9.7	19.1
2000–09	3.0	8.6	17.8

Copyright Acknowledgements:

Question 1 Fig. 1 © www.tasteofsustainability.com.
 Question 3 Fig. 2 © andysrant.com.
 Question 5 Fig. 3 © www.oecd.org.
 Question 7 Table 1 © www.unctad.org.

Permission to reproduce items where third-party owned material protected by copyright is included has been sought and cleared where possible. Every reasonable effort has been made by the publisher (UCLES) to trace copyright holders, but if any items requiring clearance have unwittingly been included, the publisher will be pleased to make amends at the earliest possible opportunity.

Cambridge International Examinations is part of the Cambridge Assessment Group. Cambridge Assessment is the brand name of University of Cambridge Local Examinations Syndicate (UCLES), which is itself a department of the University of Cambridge.