

**CAMBRIDGE INTERNATIONAL EXAMINATIONS**

Cambridge International General Certificate of Secondary Education

**MARK SCHEME for the March 2016 series**

**0417 INFORMATION AND COMMUNICATION  
TECHNOLOGY**

**0417/31**

Paper 3 (Practical Test B), maximum raw mark 80

This mark scheme is published as an aid to teachers and candidates, to indicate the requirements of the examination. It shows the basis on which Examiners were instructed to award marks. It does not indicate the details of the discussions that took place at an Examiners' meeting before marking began, which would have considered the acceptability of alternative answers.

Mark schemes should be read in conjunction with the question paper and the Principal Examiner Report for Teachers.

Cambridge will not enter into discussions about these mark schemes.

Cambridge is publishing the mark schemes for the March 2016 series for most Cambridge IGCSE® and Cambridge International A and AS Level components.



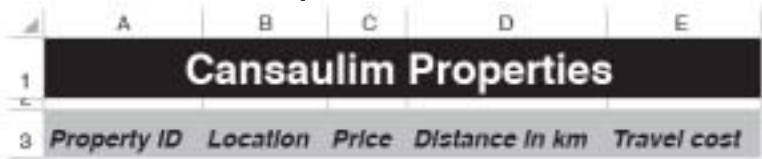

Page 3	Mark Scheme	Syllabus	Paper
	Cambridge IGCSE – March 2016	0417	31

4	<p>Using the most appropriate image from m16img1.jpg to m16img8.jpg place in cell:</p> <ul style="list-style-type: none"> <li>• C the image of a plot of land for sale</li> <li>• D the image of a builder making a wall</li> <li>• G the image of a beach front café</li> <li>• H the image of a Portuguese style house</li> </ul> <p>4 correct insertions of image 3 correct insertions of image 0, 1 or 2 correct insertions of image</p>	<p>2 marks 1 mark 0 marks</p>	[2]
5	<p><b>Make sure appropriate text is displayed, if an image is not available.</b></p> <p>Appropriate text set for alt text attribute for all 5 images</p>	1 mark	[1]
6	<p><b>In cell:</b></p> <ul style="list-style-type: none"> <li>• E enter the text Prime location building plots for sale</li> <li>• F enter the text Local construction workers</li> <li>• I enter the text Arossim beach front café for sale</li> <li>• J enter the text Portuguese colonial style house for sale</li> </ul> <p><b>Set all this text as style h2.</b></p> <p>All 4 elements of text 100% correct All text set into style h2</p>	<p>1 mark 1 mark</p>	[2]
7	<p><b>In cell K enter the text: Web Design by Hothouse Design: Page last edited by: followed by your name, Centre number and candidate number.</b></p> <p><b>Set this text as style h3.</b></p> <p>Text 100% correct plus candidate details Text set into style h3</p>	<p>1 mark 1 mark</p>	[2]
8	<p><b>Centre align the table in the browser.</b></p> <p><b>Save the web page.</b></p> <p>Table centre aligned within browser window</p>	1 mark	[1]
9	<p><b>Make the text Hothouse Design a hyperlink to send an email message to hothouse-design@cie.org.uk with a subject line Make me a website!</b></p> <p>Anchor from text Hothouse-Design Href="mailto: hothouse-design@cie.org.uk ?subject= Make me a website!"</p>	<p>1 mark 1 mark 1 mark 1 mark 1 mark</p>	[5]
10	<p><b>Attach the stylesheet m16ss.css to the web page.</b></p> <p><b>Save the webpage.</b></p> <p>Stylesheet m16ss.css attached to webpage</p>	1 mark	[1]

Page 4	Mark Scheme	Syllabus	Paper
	Cambridge IGCSE – March 2016	0417	31

11	<p><b>The stylesheet has been created but needs to be improved using the most efficient syntax. Make sure your stylesheet contains no html.</b></p> <p>Open and examine the stylesheet m16ss.css in a suitable software package.</p> <p>Add the following to this stylesheet:</p> <table border="1" data-bbox="268 421 1134 577"> <tr> <td>h1, h2 and h3</td> <td>Trebuchet if this is not available then Trebuchet MS if neither of these fonts are available, the browser's default sans-serif font.</td> </tr> <tr> <td>h3</td> <td>a 24 point font.</td> </tr> </table> <p>Add your name, Centre number and candidate number as a comment to your stylesheet. Save this stylesheet in your m16_html folder.</p> <p><b>h1, h2 and h3</b> Trebuchet 1 mark ,"Trebuchet MS" 1 mark ,sans-serif 1 mark <b>h3</b> {font-size:24pt} 1 mark <b>table and td</b> {border:0} 1 mark</p> <p>Use of table,td and h1,h2,h3 for efficient syntax for border-style 1 mark Comment added with /* name */ 1 mark</p>	h1, h2 and h3	Trebuchet if this is not available then Trebuchet MS if neither of these fonts are available, the browser's default sans-serif font.	h3	a 24 point font.	[7]
h1, h2 and h3	Trebuchet if this is not available then Trebuchet MS if neither of these fonts are available, the browser's default sans-serif font.					
h3	a 24 point font.					
12	<p><b>A website is tested before it is uploaded to the Internet. Describe how you would develop a test plan to test the hyperlinks, as part of a test strategy.</b></p> <p>Identify each element to be tested 1 mark For each test identify Expected output 1 mark Test plan contains Actual output 1 mark Test plan contains remedial action 1 mark</p>	[4]				
13	<p><b>Evaluate the webpage you have just created.</b></p> <p>Bright colours within the page attract attention 1 mark Magenta mask on background image makes reading text difficult 1 mark Text under image/Alt text identifies the image 1 mark Colour schemes do not look like professional company site 1 mark Logo does not blend with background/has poor contrast between background and text 1 mark Image of beach front café is taken from too far away 1 mark</p> <p>(Max 4 marks)</p>	[4]				

Page 5	Mark Scheme	Syllabus	Paper
	Cambridge IGCSE – March 2016	0417	31

14	<p><b>Create and format a spreadsheet that looks like this:</b></p>  <p><b>Save this spreadsheet with the file name m16_ and your Centre number and candidate number, e.g. m16_ZZ999_9999</b>  <b>Place an automated filename which includes the file path, on the left in the header.</b></p> <p><b>Row 1</b>  A1 to E1 merged 1 mark  Sans-serif centre aligned font 1 mark  White text, largest font 1 mark  Black background 1 mark</p> <p><b>Row 2</b>  Row height less than half row 3 1 mark</p> <p><b>Row 3</b>  Sans-serif left aligned font 1 mark  Black, italic text 1 mark  Light grey background 1 mark</p> <p><b>Sheet</b>  All column widths fully visible 1 mark  Row and column headings visible (this and next printout) 1 mark  Automated filename with file path placed on left in header 1 mark</p>	[11]
15	<p><b>Insert 2 new columns between columns C and D.</b></p> <p>Columns inserted as specified 1 mark</p>	[1]
16	<p><b>Edit the spreadsheet so it looks like this:</b></p>  <p><b>Row 3</b>  Alignment changed from left to centre 1 mark  Column widths narrowed 1 mark  Text wrapped, 100% accurate, fully visible 1 mark</p>	[3]
17	<p><b>In cell E5 enter a formula to calculate the price per square metre which is the price divided by the area. Use a function to round this value to 0 decimal places.</b></p> <p>=ROUND()  C5/D5  ,0</p>	1 mark 1 mark 1 mark [3]

Page 6	Mark Scheme	Syllabus	Paper
	Cambridge IGCSE – March 2016	0417	31

18	<p>In cell G5 enter a formula to calculate the travel cost to this property. This is 10 rupees plus:</p> <ul style="list-style-type: none"> <li>7.5 if the distance is less than 6</li> <li>The distance multiplied by 1.5 if the distance is not less than 6</li> </ul> <p>Round the travel cost up to the next whole rupee.</p> <p>=ROUNDUP() 10+ IF() F5&lt;6 ,7.5 ,F5*1.5 ,0</p>	<p>1 mark 1 mark 1 mark 1 mark 1 mark 1 mark 1 mark</p>	[7]										
19	<p>Complete the unfinished Test Plan in your Evidence Document:</p> <ul style="list-style-type: none"> <li>Replace the letters A and B with suitable headings</li> <li>Choose 3 pieces of test data to test the formula used in step 18</li> <li>Complete the test table as you carry out the tests</li> <li>Take screenshots from your tests and place these in the Test Plan.</li> </ul> <p>Make sure that the test data and results are clearly visible.</p> <p>Cell reference and formula tested correct Headings Expected and Actual Outcome Test data selected 6, one above and one below Test data chosen is easy to calculate manually Reasons for choice of test data appropriate Expected output calculated correctly Screen shots of actual output shown</p>	<p>1 mark 1 mark 1 mark 1 mark 1 mark 3 marks 1 marks</p>	[9]										
20	<p>Apply appropriate formatting to row 5 of the spreadsheet</p> <p>Columns C, E and G only formatted to 2dp in rupees</p>	1 mark	[1]										
21	<p>Save and print the spreadsheet showing the formulae. Make sure:</p> <ul style="list-style-type: none"> <li>it fits on a single landscape page</li> <li>the contents of all cells are fully visible.</li> </ul> <p>Single landscape page and contents of all cells fully visible</p>	1 mark	[1]										
22	<p>Add the following property to your spreadsheet:</p> <table border="1"> <thead> <tr> <th>Property ID</th> <th>Location</th> <th>Price</th> <th>Area</th> <th>Distance in km</th> </tr> </thead> <tbody> <tr> <td>CP1007</td> <td>Dona Paula, Panjim</td> <td>22000000</td> <td>171</td> <td>28.1</td> </tr> </tbody> </table> <p>Print the spreadsheet showing the values. Make sure:</p> <ul style="list-style-type: none"> <li>the printout fits on a single page</li> <li>the contents of all cells are fully visible.</li> </ul> <p>Printout fits on single page and contents of all cells are fully visible</p>	Property ID	Location	Price	Area	Distance in km	CP1007	Dona Paula, Panjim	22000000	171	28.1	1 mark	[1]
Property ID	Location	Price	Area	Distance in km									
CP1007	Dona Paula, Panjim	22000000	171	28.1									

<b>Page 7</b>	<b>Mark Scheme</b>	<b>Syllabus</b>	<b>Paper</b>
	<b>Cambridge IGCSE – March 2016</b>	<b>0417</b>	<b>31</b>

**Question 11 – Evidence 1**

h1,h2,h3	Trebuchet	1
	, "Trebuchet MS"	1
	, sans-serif	1
h3	font-size:24pt	1
table,td	{border:0}	1
	Use of table,td and h1,h2,h3 for efficient syntax for border-style	1
	Correct comment added with /* format */	1

```

m16ss.css - Notepad
File Edit Format View Help
body {background-image:url('m16bg.jpg');
background-color:#7c7d76}

h1 {font-weight:bold;
font-size:42px;
text-align:center}

h2 {font-size:30px;
text-align:center;
text-wrap:normal;
word-wrap:break-word;}

h3 {font-size:24pt}

h1,h2,h3 {font-family:Trebuchet,"Trebuchet MS", sans-serif}

table,td {border:0}

/* A Candidate, XX999 9999 */

```

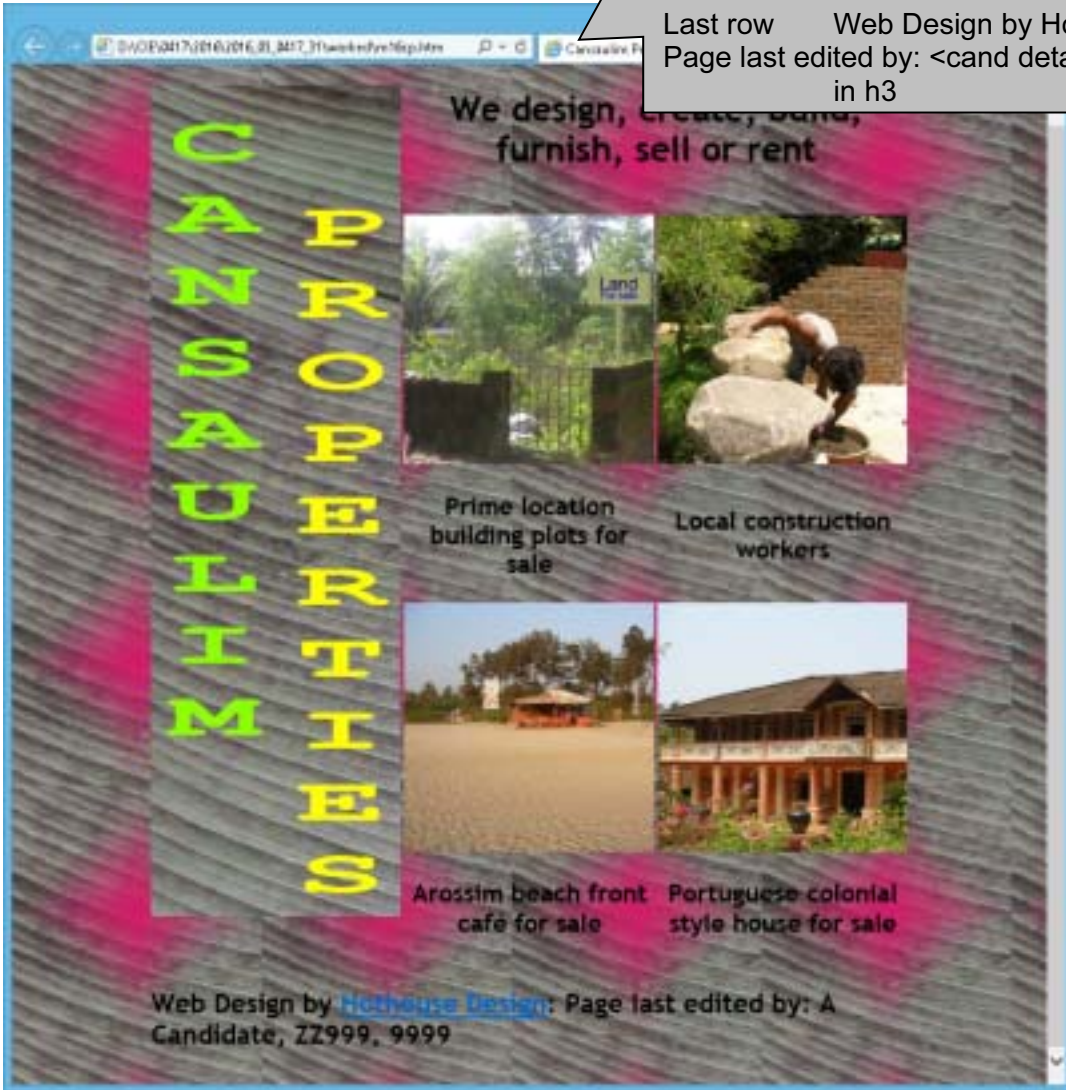
**Question 12 – Evidence 2**

- Identify each hyperlink to be tested 1 mark
- For each test identify Expected output 1 mark
- Test plan contains Actual output 1 mark
- Test plan contains remedial action/retest 1 mark

Page 8	Mark Scheme	Syllabus	Paper
	Cambridge IGCSE – March 2016	0417	31

Question 12 – Evidence 3

Browser view		
In browser with no letters vis		1
Table	borders not visible	1
Left cell	Cansaulim Properties logo	1
Top row	Text 100% correct	1
	in h1	1
	Images as shown	
	4 correct for 2 marks, 3 for 1	
	All 4 elements of text 100% correct	1
	in h2	1
Last row	Web Design by Hothouse Design:	
	Page last edited by: <cand details>	1
	in h3	1





<b>Page 9</b>	<b>Mark Scheme</b>	<b>Syllabus</b>	<b>Paper</b>
	<b>Cambridge IGCSE – March 2016</b>	<b>0417</b>	<b>31</b>

**Question 12 – Evidence 4**

```

<!DOCTYPE html>
<html>
  <head>
    <link rel="stylesheet" type="text/css" href="m16ss.css">
    <title>Cansaulim Properties </title>
  </head>
  <body>

    <table style="margin-left:auto; margin-right:auto; width:900px;">

      <tr style="height:200px;">
        <td rowspan=5 style="width:300px;">
        </td>
        <td colspan=2 ><h1>We design, create, build, furnish, sell or
rent</h1>
        </td>
      </tr>
      <tr style="height:300px;">
        <td style="width:300px;">
          
        </td>
        <td style="width:300px;">
          
        </td>
      </tr>
      <tr style="height:100px;">
        <td>
          <h2>Prime location building plots for sale</h2>
        </td>
        <td>
          <h2>Local construction workers</h2>
        </td>
      </tr>
      <tr style="height:300px;">
        <td>
          
        </td>
        <td>
          
        </td>
      </tr>
      <tr style="height:100px;">
        <td>
          <h2>Arossim beach front café for sale</h2>
        </td>
        <td>
          <h2>Portuguese style colonial house for sale</h2>
        </td>
      </tr>

```

Stylesheet m16ss.css attached 1

Table centre aligned in the window Width:900px 1

Top row height:200px 1

Left cell rowspan=5 1

Top right colspan=2 1

Rows 2 and 4 height:300px 1

<td> 3 equal (300 pixels or 33%) cell widths

Rows 3 and 5 height:100px 1

Alt attribute appropriate alt text for all 5 images 1

<b>Page 10</b>	<b>Mark Scheme</b>	<b>Syllabus</b>	<b>Paper</b>
	<b>Cambridge IGCSE – March 2016</b>	<b>0417</b>	<b>31</b>

Row 6	height:80px colspan=3	1 1
-------	--------------------------	--------

```

<tr style="height:80px;">
  <td colspan=3><h3>Web Design by <a href="mailto:hothouse-
design@cie.org.uk?subject=Make%20me%20a%20website!">Hothouse Design</a>:
Page last edited by: A Candidate, ZZ999, 9999</h3></td>
</tr>
</table>
</body>
</html>

```

Hyperlink	From <b>Hothouse Design</b> only	1
	href="mailto:	1
	hothouse-design@cie.org.uk	1
	?subject=	1
	Make me a website!"	1

**Question 13 – Evidence 5**

4 from:

- Bright colours within the page attract attention
- Magenta mask on background image makes reading text difficult
- Text under image/Alt text identifies the image
- Colour schemes do not look like professional company site
- Logo does not blend with background/has poor contrast between background and text
- Image of beach front café is taken from too far away

Max 4 marks

**Question 14 – Evidence 6**

Property ID	Location	Price	Distance in km	Travel cost
-------------	----------	-------	----------------	-------------

- Row 1 A1 to E1 merged 1
- Sans-serif centre aligned font 1
- White text, largest font 1
- Black background 1
- Row 2 Row height less than half row 3 1
- Row 3 Sans-serif left aligned font 1
- Black, italic text 1
- Light grey background 1
- Sheet All column widths fully visible 1

**Question 16 – Evidence 7**

Property ID	Location	Price	Area	Price per square metre	Distance in km	Travel cost
-------------	----------	-------	------	------------------------	----------------	-------------

- Columns 2 new columns inserted after C 1
- Row 3 Alignment changed from left to centre 1
- Column widths narrowed 1
- Text wrapped, 100% accurate fully visible 1

Both screen shots Row and column headings visible 1

**Question 19 – Test Plan**

- Cell reference & formula tested correct 1
- Headings Expected and Actual Outcome 1

Cell reference	G5								
Formula tested	=ROUNDUP(10+IF(F5<6,7.5,FF5+1.5),0)								
Test data	Why chosen	Expected outcome	Actual Outcome	Tested formula works Y/N	Remedial action				
5	Value below 6	18	<table border="1"> <thead> <tr> <th>Distance in km</th> <th>Travel cost</th> </tr> </thead> <tbody> <tr> <td>5</td> <td>₹ 18.00</td> </tr> </tbody> </table>	Distance in km	Travel cost	5	₹ 18.00	Y	n/a
Distance in km	Travel cost								
5	₹ 18.00								
6	Value of test =6	19	<table border="1"> <thead> <tr> <th>Distance in km</th> <th>Travel cost</th> </tr> </thead> <tbody> <tr> <td>6</td> <td>₹ 19.00</td> </tr> </tbody> </table>	Distance in km	Travel cost	6	₹ 19.00	Y	n/a
Distance in km	Travel cost								
6	₹ 19.00								
10	Value above 6 & easy to calculate	25	<table border="1"> <thead> <tr> <th>Distance in km</th> <th>Travel cost</th> </tr> </thead> <tbody> <tr> <td>10</td> <td>₹ 25.00</td> </tr> </tbody> </table>	Distance in km	Travel cost	10	₹ 25.00	Y	n/a
Distance in km	Travel cost								
10	₹ 25.00								

- Test data selected 6, above and below 1
- Test data easy to calculate manually 1
- Reasons for choice of test data appropriate 1
- Calcs correct Expected output 3
- Screen shots of actual output shown 1

Header	Auto filename and path on left	1
--------	--------------------------------	---

Cansaulim Properties						
Property ID	Location	Price	Area	Price per square metre	Distance in km	Travel cost
CP1007	Dona Paula, Panjim	22000000	171	=ROUND(C5/D5,0)	28.1	=ROUNDUP(10+IF(F5<6,7.5,F5*1.5),0)

<b>Price per square metre</b>	
=ROUND()	1
C5/D5	1
,0	1

<b>Travel cost</b>	
=ROUNDUP()	1
10+	1
IF()	1
F5<6	1
,7.5	1
,F5*1.5	1
,0	1

Printout	single landscape page and formulae fully visible	1
----------	--	---

Cansaulim Properties						
Property ID	Location	Price	Area	Price per square metre	Distance in km	Travel cost
CP1007	Dona Paula, Panjim	₹ 22,000,000.00	171	₹ 128,655.00	28.1	₹ 53.00

Format	Columns C,E,G only in rupees to 2dp	1
Printout	single page and fully visible	1