www.XtremePapers.com

UNIVERSITY OF CAMBRIDGE INTERNATIONAL EXAMINATIONS

International General Certificate of Secondary Education

MARK SCHEME for the May/June 2009 question paper

for the guidance of teachers

0417 INFORMATION AND COMMUNICATION TECHNOLOGY

0417/03 Paper 3 (Practical Test B), maximum raw mark 100

This mark scheme is published as an aid to teachers and candidates, to indicate the requirements of the examination. It shows the basis on which Examiners were instructed to award marks. It does not indicate the details of the discussions that took place at an Examiners' meeting before marking began, which would have considered the acceptability of alternative answers.

Mark schemes must be read in conjunction with the question papers and the report on the examination.

- CIE will not enter into discussions or correspondence in connection with these mark schemes.

CIE is publishing the mark schemes for the May/June 2009 question papers for most IGCSE, GCE Advanced Level and Advanced Subsidiary Level syllabuses and some Ordinary Level syllabuses.

UNIVERSITY of CAMBRIDGE
International Examinations

Top right	Last edited by & name & No's	1 mark
	style h5	1 mark

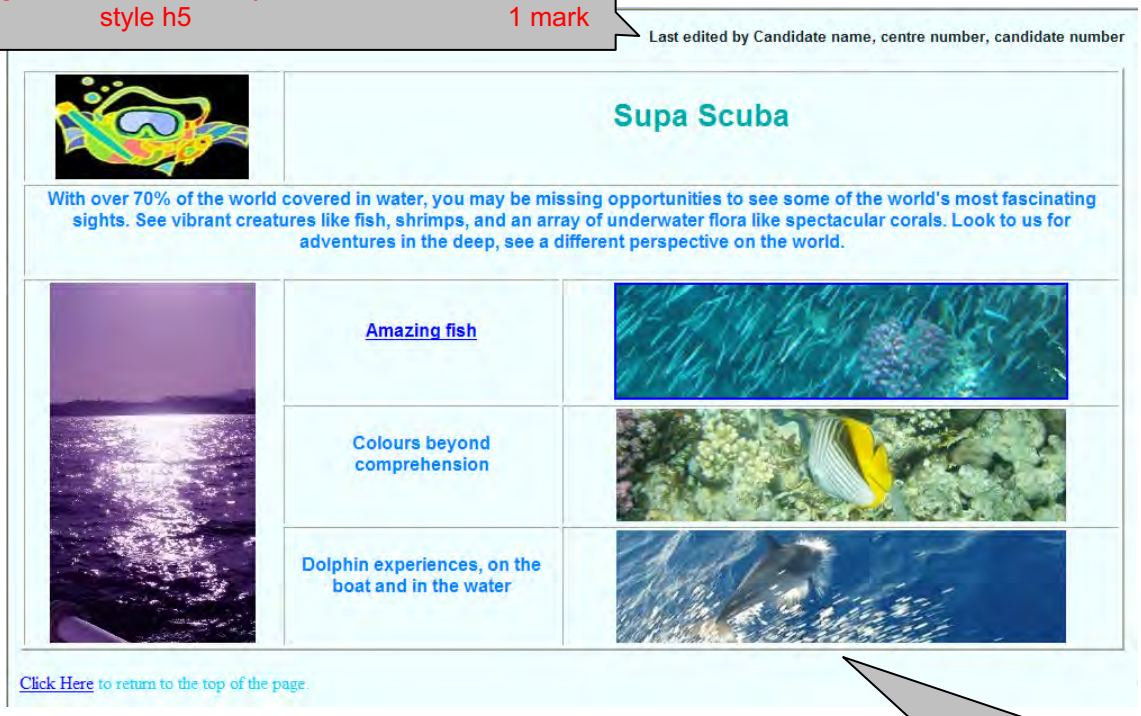

Images	Correct cells	5 marks

```
<HTML>
  <HEAD>
    <TITLE>Supa Scuba</TITLE>
    <link rel="stylesheet" type ="text/css" href="J9style1.css">
  </HEAD>
<BODY>
<a name="TOP"></a>
<h5>Last edited by Candidate name, centre number, candidate number</h5>

<TABLE cellspacing="2" cellpadding="2" width="100%" border="2">
  <TR align="center" valign="center">
    <TD><img src ="J9LOGO.jpg"></TD>
    <TD colspan = "2"> <h1>Supa Scuba</h1></TD>
  </TR>
  <TR align="center" valign="center">
    <TD colspan = "3"> <h3>With over 70% of the world covered in water, you may be missing opportunities
to see some of the world's most fascinating sights.  See vibrant creatures like fish, shrimps, and an array of
underwater flora like spectacular corals.  Look to us for adventures in the deep, see a different perspective
on the world.</h3></TD>
  </TR>
  <TR align="center" valign="center">
    <TD rowspan = "4"> <img src="J9SUNSET.JPG" width="183" height="320"></TD>
    <TD><h4><a href="J9DIVE.HTM" target="_scubadive">Amazing fish</a></h4></TD>
    <TD><a href="J9DIVE.HTM" target="_scubadive"><img src="J9SHOAL.JPG"></a></TD>
  </TR>
 <TR align="center" valign="center">
    <TD><h4>Colours beyond comprehension</h4></TD>
    <TD><img src="J9FISH.JPG"></TD>
  </TR>
 <TR align="center" valign="center">
    <TD><h4>Dolphin experiences, on the boat and in the water</h4></TD>
    <TD><img src="J9DOLPHI.JPG"></TD>
  </TR>
</TABLE>
    <p><a href="#Top">Click Here</a> to return to the top of the page.</p>
</HTML>
```

Correct stylesheet attached		1 mark
Anchor Top		1 mark
Table	Cell padding 2	1 mark
	Cell spacing 2	1 mark
	Width 100%	1 mark
	Border 2	1 mark
J9SUNSET.JPG	Width 183	1 mark
	Height 320	1 mark
Target	_scubadive	1 mark
	to j9dive.htm	1 mark
Target	_scubadive	1 mark
	to j9dive.htm	1 mark
Hyperlink	Click Here	1 mark
	Returns to Top	1 mark

© UCLES 2009

h4 Black (000000) 1 mark

h1, h2, h3, h5 No green 1 mark

h1 48pt 1 mark

```
h1      { color: #0000AA; font-family: Arial, sans-serif; font-size: 48pt; text-align: center }
h2      { color: #0000AA; font-family: Arial, sans-serif; font-size: 15pt; text-align: left }
h3      { color: #0000FF; font-family: Arial, sans-serif; font-size: 12pt; text-align: center }
h4      { color: #000000; font-family: Arial, sans-serif; font-size: 12pt; text-align: center }
h5      { color: #000022; font-family: Arial, sans-serif; font-size: 10pt; text-align: left }
li      { color: #000080; font-family: "Times New Roman", serif; font-size: 12pt; text-align: left;
          font-style: italic; list-style-type: disc }
p       { color: #008080; font-family: "Times New Roman", serif; font-size: 12pt; text-align: left }
body    { background-color: #FFFFFF }
```

p Colour 008080 1 mark

h5 Left aligned 1 mark

Page New styles 1 mark

Last edited by Candidate name, centre number, candidate number

Supa Scuba

With over 70% of the world covered in water, you may be missing opportunities to see some of the world's most fascinating sights. See vibrant creatures like fish, shrimps, and an array of underwater flora like spectacular corals. Look to us for adventures in the deep, see a different perspective on the world.



Amazing fish	
Colours beyond comprehension	
Dolphin experiences, on the boat and in the water	

Click Here to return to the top of the page.

© UCLES 2009

Top left	Last edited by & name & No's	1 mark

Heading	100% correct	1 mark
	Style h2	1 mark

Last edited by Candidate name, centre number, candidate number

Supa Scuba Diving Holidays

Text	Correct cell	1 mark
	Style h4 & from file	1 mark

As a company we pride ourselves on our customer satisfaction. We offer a full range of holiday experiences around the globe. These are designed to meet your every need. If you do not see exactly what you are looking for, contact us and ask for our bespoke holiday service.

We offer the widest range of package holidays to match your budget. Try one of the following ideas:

Text	Correct cell	1 mark
	Style h5 & from file	1 mark

Experienced divers

- *Go deep*
- *Wreck week*
- *Shark experience*
- *Wall dives*
- *Cave dives*

Beginners

- *Meet the fish*
- *Turtle week*
- *Learn to dive*
- *Snorkel with us*

Family packages

Homepage

Contact us

Text	Correct cell	1 mark
3 titles	Style p & from file	3 marks
2 lists	Style li & from file	2 marks

Image	J9clown.jpg in correct cell	1 mark

```
<HTML>
 <HEAD>
   <TITLE>Diving with us</TITLE>
   <link rel="stylesheet" type ="text/css" href="J9style2.css">
 </HEAD>
<BODY>

<h5>Last edited by Candidate name, centre number, candidate number</h5>
<h2>Supa Scuba Diving Holidays</h2>

<TABLE border = "2">
 <TR align="center" valign="center">
  <TD colspan = "2"><h4>As a company we pride ourselves on our customer satisfaction.  We offer a full range of holiday experiences around the globe.  These are designed to meet your every need.  If you do not see exactly what you are looking for, contact us and ask for our bespoke holiday service.</h4></TD>
 </TR>
 <TR align="center" valign="center">
  <TD colspan = "2"><h5>We offer the widest range of package holidays to match your budget.  Try one of the following ideas:</h5></TD>
 </TR>
 <TR align="center" valign="center">
  <TD><p>Experienced divers</p>
```

Correct stylesheet attached		1 mark

Table	Border = "2"	1 mark

© UCLES 2009

```
<ul>
  <li>Go deep</li>
  <li>Wreck week</li>
  <li>Shark experience</li>
  <li>Wall dives</li>
  <li>Cave dives</li>
</ul>
<p>Beginners</p>
<ul>
  <li>Meet the fish</li>
  <li>Turtle week</li>
  <li>Learn to dive</li>
  <li>Snorkel with us</li>
</ul>
<p>Family packages</p></TD>
  <TD><img src = "J9CLOWN.JPG" width = "280"></TD>
 </TR>
</TABLE>

<p><a href="J9SCUBA.HTM" target="_self">Homepage</a></p>
<p>Contact us</p>

</HTML>
```

Unordered list	Correct place	1 mark
Unordered list	Correct place	1 mark
J9clown.jpg	Width 280	1 mark
Hyperlink	Correct website	1 mark

Master slide - CHECK CONSISTENCY		
Background	Pale blue	1 mark
	Between 1/3 and 1/5	1 mark
Blue stripe	Vertical (edge of blue)	1 mark
	Two horizontal	1 mark
	4 point lines	1 mark
Image	Fish	1 mark
	Correct place	1 mark
	Resized, cropped to fit, >50%	1 mark
Slide numbering	Bottom left & automated	1 mark
Name, cand no, Centre no	Bottom centre, black, 12pt, bold, sans-serif	1 mark
Heading	100% correct	1 mark
	Dark blue, 48pt, sans-serif	1 mark
	Left align & position	1 mark
Master slide items	Not overlapping any object	1 mark

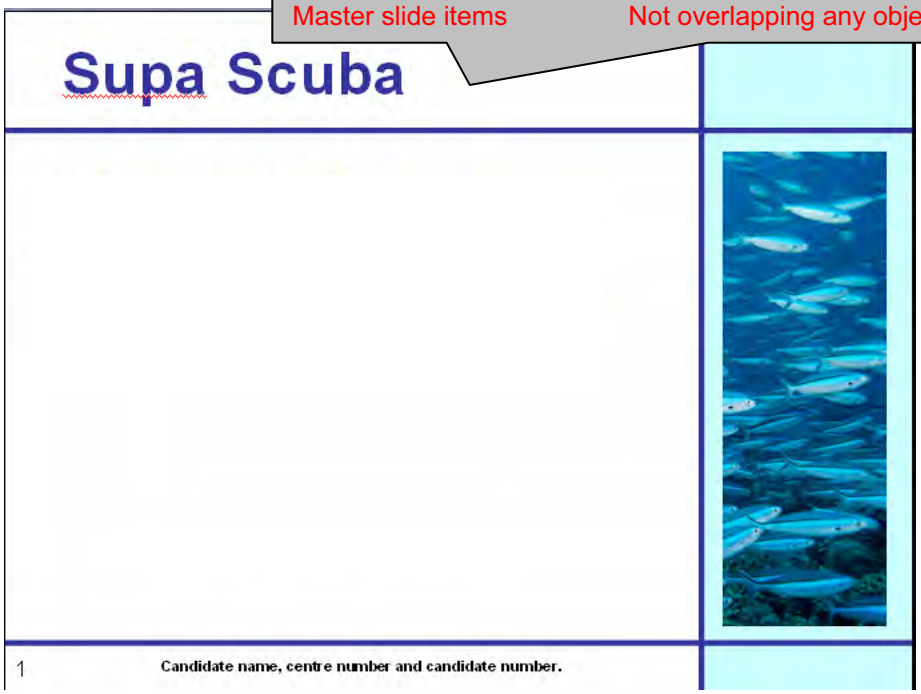

© UCLES 2009

Heading	Dark blue, left aligned, 60pt	1 mark
Subheading	Blue, centre aligned, 30pt	1 mark

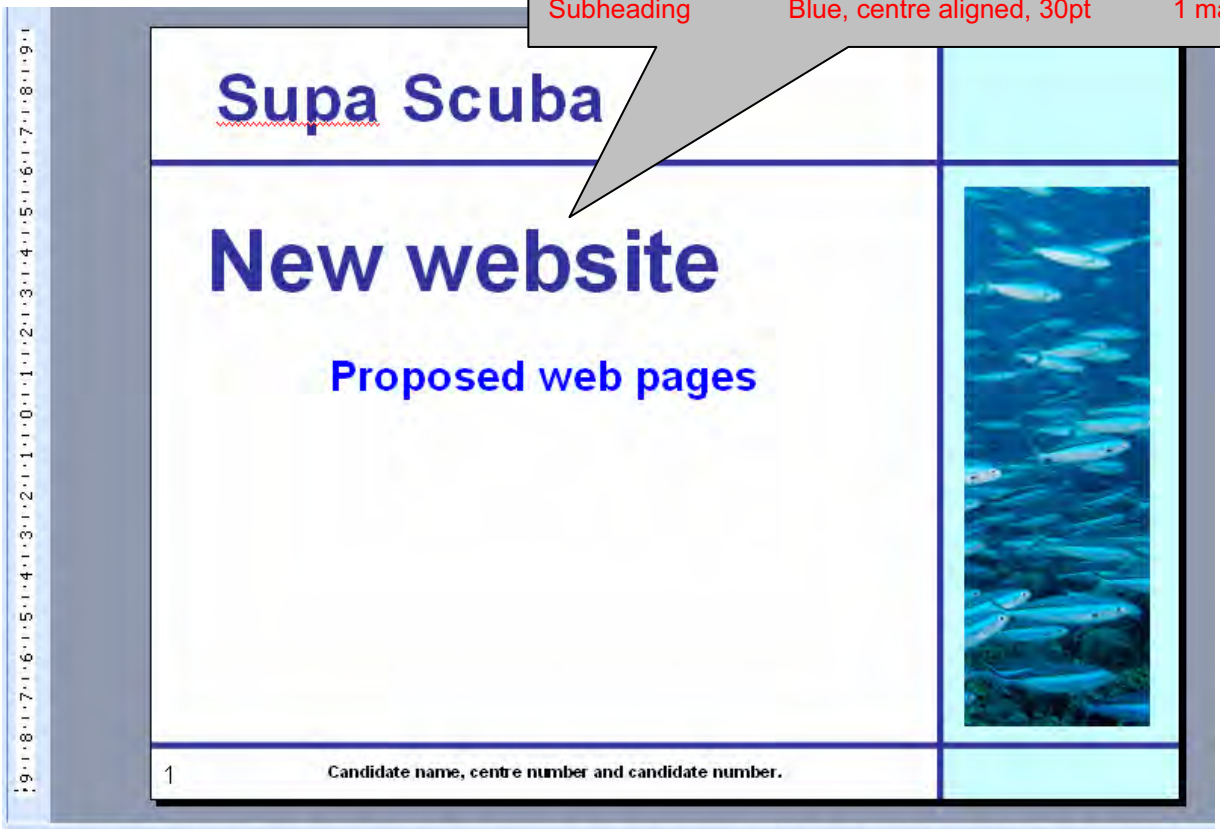

During the development of this new website, we have realised that the proposed design brief may need to be amended.

Subheading	Blue, centre aligned, 30pt	1 mark
Bullets	Black, left aligned, 20pt	1 mark

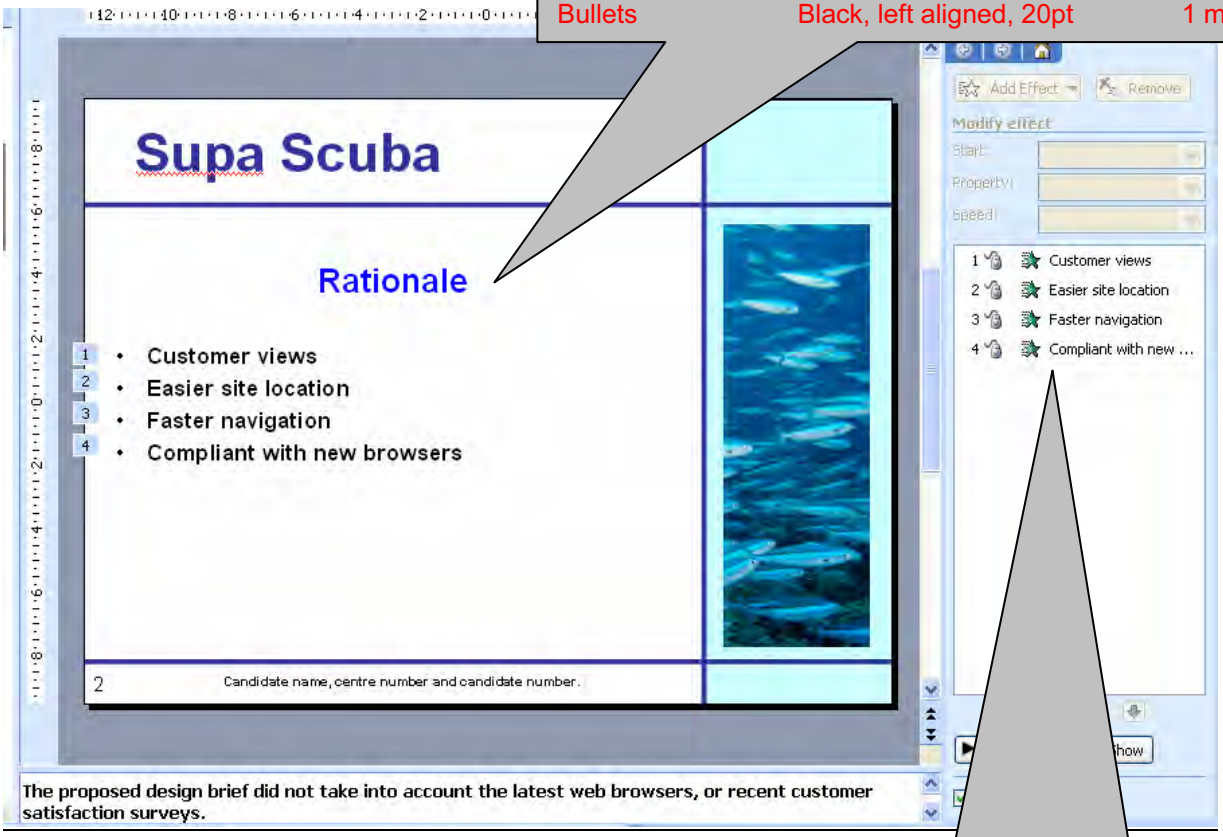

The proposed design brief did not take into account the latest web browsers, or recent customer satisfaction surveys.

Animation	Bullets only	2 marks

© UCLES 2009

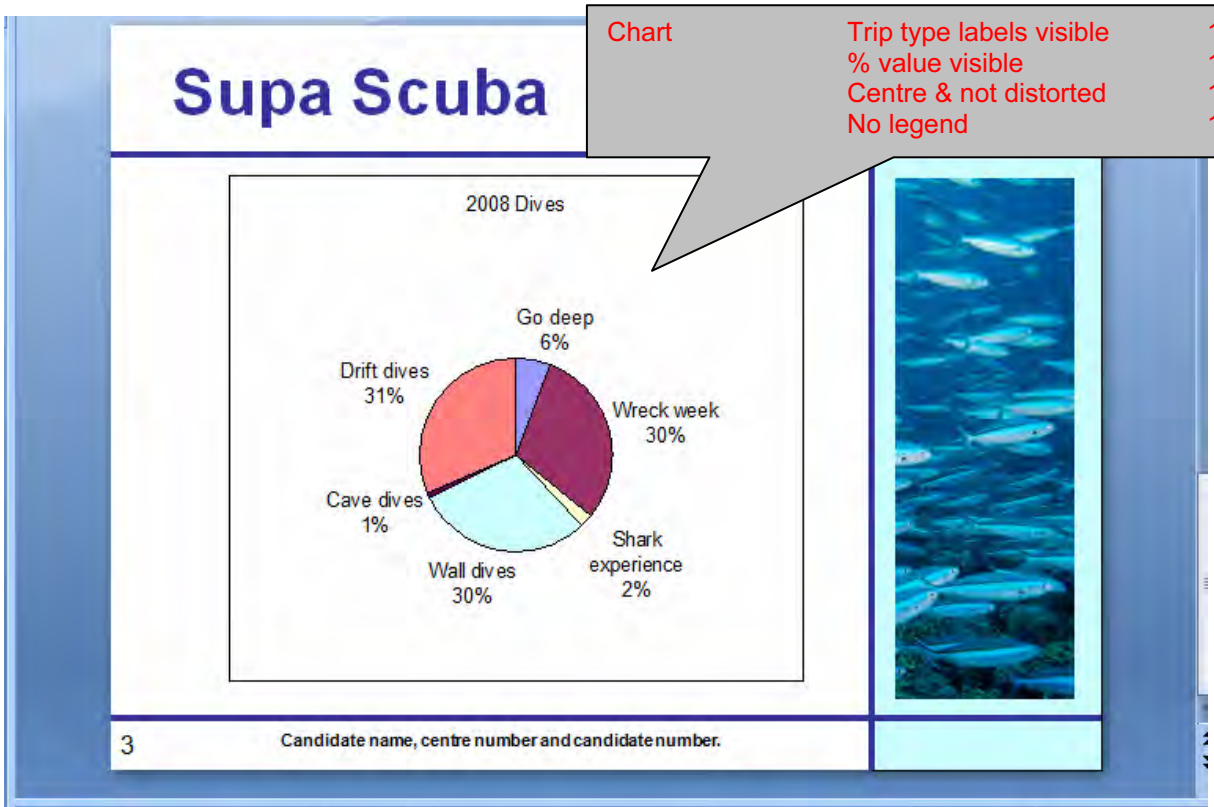

Chart		
	Trip type labels visible	1 mark
	% value visible	1 mark
	Centre & not distorted	1 mark
	No legend	1 mark

This information could be added to the trips page of the website to indicate the number of dives made in a single year on your trips.

Presenter notes		
	On all slides	1 mark
	100% Correct	1 mark
	Right place	1 mark

Slide transitions		
	Visible	2 marks

© UCLES 2009

Header	name, & numbers	1 mark

Webpage	Lookup used	1 mark
	Correct lookup reference	1 mark
	Lookup – relative reference	1 mark
	Correct range	1 mark
	Range – absolute reference	1 mark
	Correct return column	1 mark

Total	Correct SUMIF function	1 mark
	Correct range	1 mark
	Range – absolute reference	1 mark
	Lookup relative reference	1 mark
	Correct range	1 mark
	Range – absolute reference	1 mark

Webpage	Code	Total	Hours	Mins
=VLOOKUP(B2,Sheet1!$A$2:$B$12,2)	BH	=SUMIF($B$11:$B$84,B2,$C$11:$C$84)	=INT(C2/60)	=C2-(D2*60)
=VLOOKUP(B3,Sheet1!$A$2:$B$12,2)	C	=SUMIF($B$11:$B$84,B3,$C$11:$C$84)	=INT(C3/60)	=C3-(D3*60)
=VLOOKUP(B4,Sheet1!$A$2:$B$12,2)	D	=SUMIF($B$11:$B$84,B4,$C$11:$C$84)	=INT(C4/60)	=C4-(D4*60)
=VLOOKUP(B5,Sheet1!$A$2:$B$12,2)	EH	=SUMIF($B$11:$B$84,B5,$C$11:$C$84)	=INT(C5/60)	=C5-(D5*60)
=VLOOKUP(B6,Sheet1!$A$2:$B$12,2)	FP	=SUMIF($B$11:$B$84,B6,$C$11:$C$84)	=INT(C6/60)	=C6-(D6*60)
=VLOOKUP(B7,Sheet1!$A$2:$B$12,2)	H	=SUMIF($B$11:$B$84,B7,$C$11:$C$84)	=INT(C7/60)	=C7-(D7*60)
=VLOOKUP(B8,Sheet1!$A$2:$B$12,2)	HOL	=SUMIF($B$11:$B$84,B8,$C$11:$C$84)	=INT(C8/60)	=C8-(D8*60)

Mins	Correct reference subtract	1 mark
	Reference * 60	1 mark

Hours	Correct reference / 60	1 mark
	Integer calculated	1 mark

Date	PageCode	Minutes
39820	H	12
39820	BH	17
39820	EH	11
39820	C	16
39820	D	13
39820	D	5
39820	EH	16
39820	C	14
39821	FP	18
39821	FP	18
39821	HOL	11
39821	D	11
39821	BH	14

Replication	All 4 formulae	1 mark
Formulae, data & labels	Fully visible	1 mark
Print area & single page	Selected data only	1 mark

© UCLES 2009

Candidate name Centre number Candidate number

Date	PageCode	Minutes
08/01/2009	FP	34
09/01/2009	FP	25
09/01/2009	FP	24
10/01/2009	FP	24
08/01/2009	HOL	23
14/01/2009	FP	20
09/01/2009	HOL	19
08/01/2009	FP	18
08/01/2009	FP	18
09/01/2009	FP	17
08/01/2009	HOL	16
10/01/2009	FP	16
11/01/2009	FP	16
09/01/2009	FP	15
11/01/2009	FP	15
09/01/2009	FP	14
10/01/2009	FP	12
11/01/2009	HOL	12
08/01/2009	HOL	11
08/01/2009	HOL	11
10/01/2009	HOL	11
14/01/2009	HOL	11
10/01/2009	HOL	10
10/01/2009	FP	8
09/01/2009	HOL	7
11/01/2009	FP	7
10/01/2009	FP	6
08/01/2009	HOL	4
10/01/2009	HOL	3

Search	PageCode = FP or HOL	2 marks
Rows	1–9 hidden	1 mark
Sort	Descending on minutes	1 mark

© UCLES 2009