



UNIVERSITY OF CAMBRIDGE INTERNATIONAL EXAMINATIONS
International General Certificate of Secondary Education

CANDIDATE
NAME

CENTRE
NUMBER

--	--	--	--	--

CANDIDATE
NUMBER

--	--	--	--	--

* 8 7 8 8 6 6 4 2 3 4 1 *

CO-ORDINATED SCIENCES

0654/32

Paper 3 (Extended)

October/November 2012

2 hours

Candidates answer on the Question Paper.

No Additional Materials are required.

READ THESE INSTRUCTIONS FIRST

Write your Centre number, candidate number and name on all the work you hand in.

Write in dark blue or black pen.

You may use a soft pencil for any diagrams, graphs, tables or rough working.

Do not use staples, paper clips, highlighters, glue or correction fluid.

DO NOT WRITE IN ANY BARCODES.

Answer **all** questions.

A copy of the Periodic Table is printed on page 32.

At the end of the examination, fasten all your work securely together.

The number of marks is given in brackets [] at the end of each question or part question.

For Examiner's Use	
1	
2	
3	
4	
5	
6	
7	
8	
9	
10	
11	
12	
Total	

This document consists of **29** printed pages and **3** blank pages.



1 Fig. 1.1 shows a red blood cell and a root hair cell.

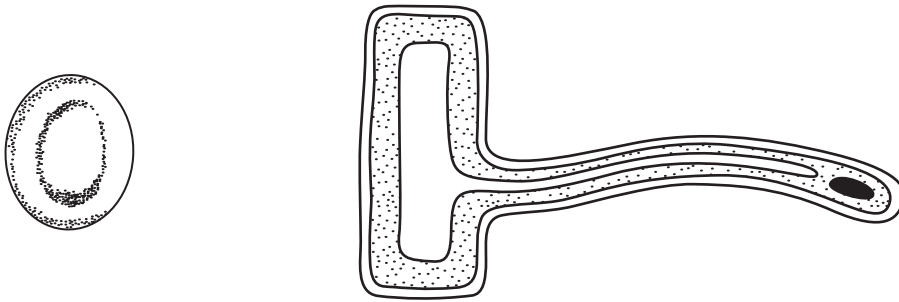


Fig. 1.1

(a) Name the red protein found in the cytoplasm of the red blood cell.

..... [1]

(b) (i) State the function of a root hair cell.

..... [1]

(ii) Explain how the root hair cell is adapted to carry out this function.

.....
.....
.....
..... [2]

(c) Three red blood cells **A**, **B** and **C** were placed in three different solutions. Fig. 1.2 shows their appearance after five minutes.

For
Examiner's
Use

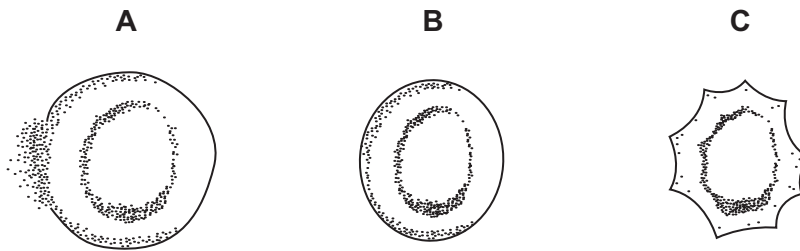


Fig. 1.2

(i) State the **letter** of the cell that was placed in

distilled water,

dilute sugar solution,

concentrated sugar solution.

[1]

(ii) Explain what happened to cell **C** to cause its shape to change.

.....
.....
.....
.....
.....
.....

[4]

- 2 (a) In 2002 some research scientists claimed that they had produced a tiny amount of a new element that had a proton number of 118.

For
Examiner's
Use

The scientists predicted that this element should be placed in Period 7 and Group 0 of the Periodic Table.

- (i) State the total number of electrons and the number of electron shells (energy levels) in one atom of this element.

total number of electrons

number of electron shells [2]

- (ii) Predict and explain, in terms of electron configuration, whether this element would be reactive or unreactive.

.....

.....

..... [2]

- (b) The halogens are reactive elements found in Group 7 of the Periodic Table.

Halogens combine vigorously with the alkali metals from Group 1 to form colourless ionic compounds.

The halogens and alkali metals from Periods 2 to 5 are shown in Fig. 2.1.

Li	F
Na	Cl
K	Br
Rb	I

Fig. 2.1

- (i) A student has a colourless solution which he knows is either potassium bromide or potassium iodide.

The student adds chlorine solution as shown in Fig. 2.2.

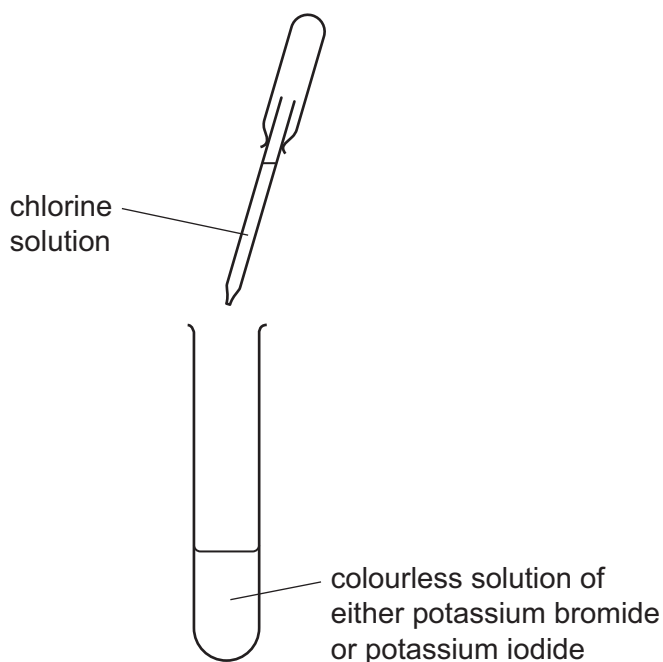


Fig. 2.2

Predict the colour the student would see if the test-tube contained

- potassium bromide,
- potassium iodide.

Explain your predictions.

.....

.....

.....

..... [3]

For
Examiner's
Use

- (ii) The student is asked to predict which pair of elements, chosen from those shown in Fig. 2.1, would react together most vigorously.

He predicts that the reaction between lithium and fluorine would be the most vigorous.

Explain whether or not the student has made a correct prediction.

.....
.....
..... [2]

- (c) Potassium bromide contains potassium ions, K^+ and bromide ions, Br^- .

Construct a balanced symbolic equation for the reaction between potassium and bromine to form potassium bromide.

..... [3]

For
Examiner's
Use

- 3 Fig. 3.1 shows four swimmers at the start of a race.

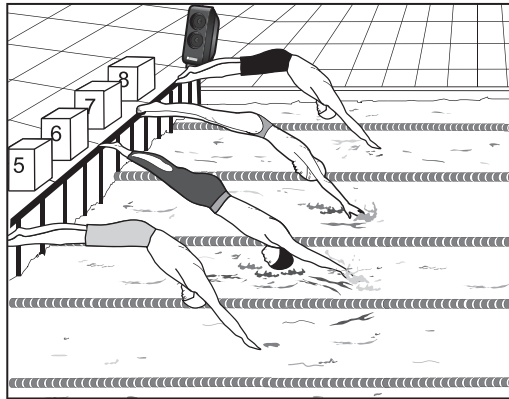


Fig. 3.1

- (a) The swimmers start their race when they hear a loud, high-pitched sound from a loudspeaker.
- (i) Describe how the loudspeaker causes the sound to travel through the air. Use the idea of compressions and rarefactions in your answer.

You may draw a diagram if it helps your answer.

.....

 [2]

- (ii) Explain why sound travels at a different speed through water than through air.

.....

 [2]

For
Examiner's
Use

(b) Fig. 3.2 shows the trace of a sound wave as it appears on an oscilloscope screen.

On Fig. 3.2 draw another trace of a sound wave from a sound that is louder than the one shown, but has the same pitch.

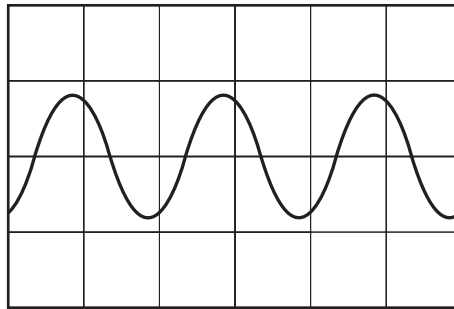


Fig. 3.2

[2]

(c) Sound travels at 330 m/s in air. The loudspeaker produces a sound with a frequency of 2200 Hz.

Calculate the wavelength of this sound.

State the formula that you use and show your working.

formula used

working

..... [2]

For
Examiner's
Use

(d) The mass of water in the pool is 70 000 kg.

The specific heating capacity of water is $4200 \text{ J/kg}^\circ\text{C}$. The water is allowed to cool from 35°C to 25°C .

Calculate the energy lost by the water during this cooling.

State your answer in MJ (megajoules).

State the formula that you use and show your working.

formula used

working

..... MJ [3]

*For
Examiner's
Use*

- 4 (a) Fig. 4.1 shows part of a food web in the forest ecosystem around Chernobyl, in Ukraine.

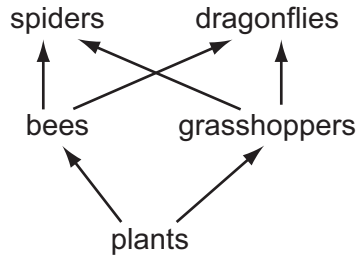


Fig. 4.1

- (i) Define the term *ecosystem*.

.....
.....
..... [2]

- (ii) What do the arrows in the food web represent?

..... [1]

- (iii) State the trophic level at which spiders feed.

..... [1]

- (iv) The food web shows that bees depend on plants. Some species of flowering plants also depend on bees and other insects.

Explain how bees help flowering plant species to survive.

.....
.....
.....
.....
.....
..... [3]

- (b) In 1986, major errors by operators resulted in a huge explosion at the Chernobyl nuclear reactor. Radioactive substances were released into the environment.

For
Examiner's
Use

One of the main radioactive substances released was caesium-137. When caesium-137 decays, it forms barium-137.

Table 4.1 shows information about the radioactive decay of caesium-137 and barium-137.

Table 4.1

	caesium-137	barium-137
radiation emitted	β (beta)	γ (gamma)
half-life	30 years	2.5 minutes

- (i) Explain why the area around Chernobyl still has high levels of both β radiation and γ radiation today, more than 26 years after the explosion.

.....

.....

.....

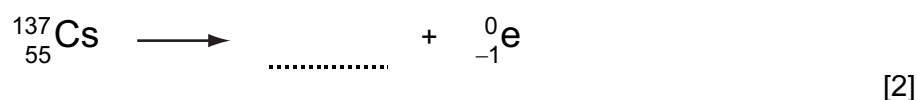
.....

.....

.....

..... [3]

- (ii) Complete the equation to show how caesium-137 decays to form barium-137.



- (iii) In 2009, scientists counted the numbers of spiders at different distances from the Chernobyl reactor. They also measured the radiation levels.

For
Examiner's
Use

The numbers of spiders counted in areas with different radiation levels are shown in Fig. 4.2.

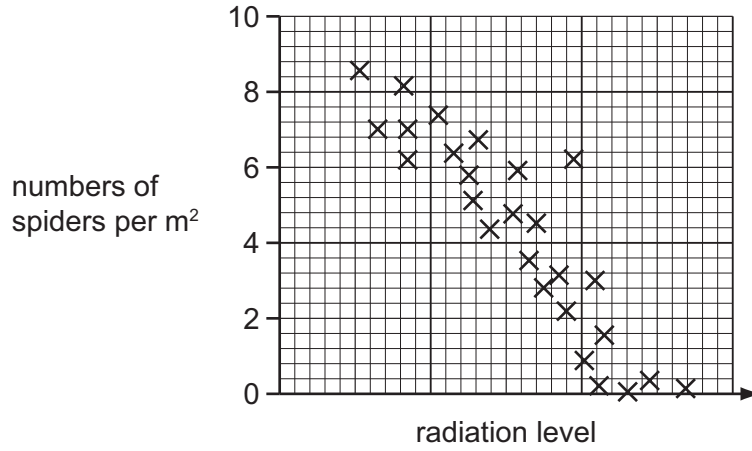


Fig. 4.2

Suggest reasons for the pattern of results shown in Fig. 4.2.

You should use your knowledge of the effects of ionising radiation on living organisms, and the information in the food web in Fig. 4.1.

.....

.....

.....

.....

.....

..... [3]

- 5 Acid indigestion is caused by unusually high levels of stomach acid. This condition may be treated by taking an antacid tablet.

For
Examiner's
Use

One type of antacid tablet contains a mixture of sodium hydrogencarbonate, calcium carbonate and magnesium carbonate.

- (a) A student investigated the reaction between these antacid tablets and dilute hydrochloric acid.

Fig. 5.1 shows one of the experiments the student carried out.

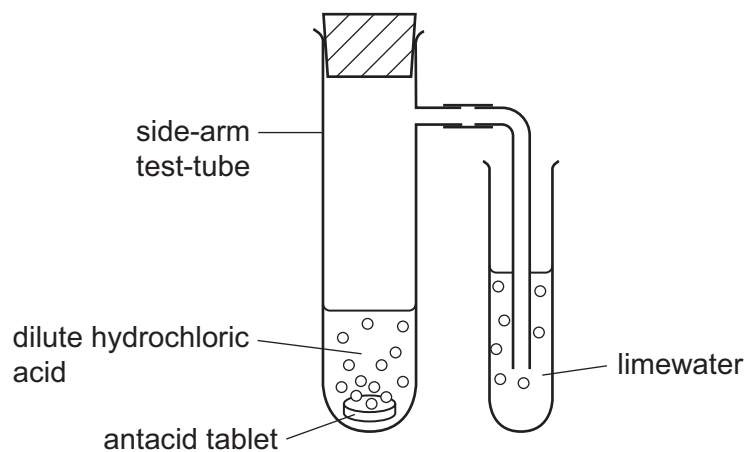


Fig. 5.1

Carbon dioxide gas was given off when the antacid tablet reacted with the dilute hydrochloric acid.

Describe and explain the change in appearance of the limewater during the experiment.

.....

.....

..... [2]

(b) One antacid tablet contains 0.52 g of calcium carbonate, CaCO_3 .

(i) Calculate the number of moles of calcium carbonate in one antacid tablet.

Show your working.

..... [2]

(ii) The balanced symbolic equation for the reaction between calcium carbonate and dilute hydrochloric acid is



State the number of moles of hydrochloric acid that are neutralised by the calcium carbonate in one antacid tablet.

..... [1]

(iii) Explain briefly why the number of moles of hydrochloric acid that are neutralised by one antacid tablet is greater than your answer to (ii).

.....
 [1]

For
Examiner's
Use

- 6 (a) Fig. 6.1 shows a diagram of a small electrical a.c. generator producing an alternating voltage.

For
Examiner's
Use

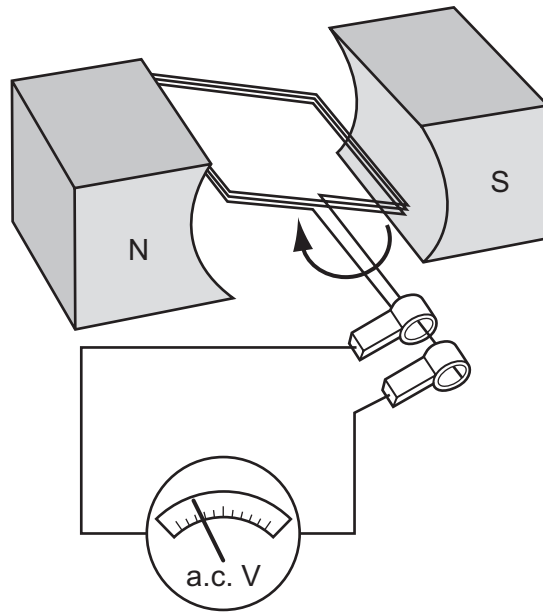


Fig. 6.1

- (i) The coil is now made to spin in the opposite direction to the one shown in Fig. 6.1.
What difference, if any, would be shown on the voltmeter reading?

.....
..... [1]

- (ii) State **two** ways in which the size of the induced voltage can be increased.

1
2 [2]

- (b) In a power station there are several large generators.

Explain why transformers are needed between the power transmission cables from the power station and the cables supplying homes.

.....
.....
.....
..... [2]

7 Fig. 7.1 shows a section through a human eye.

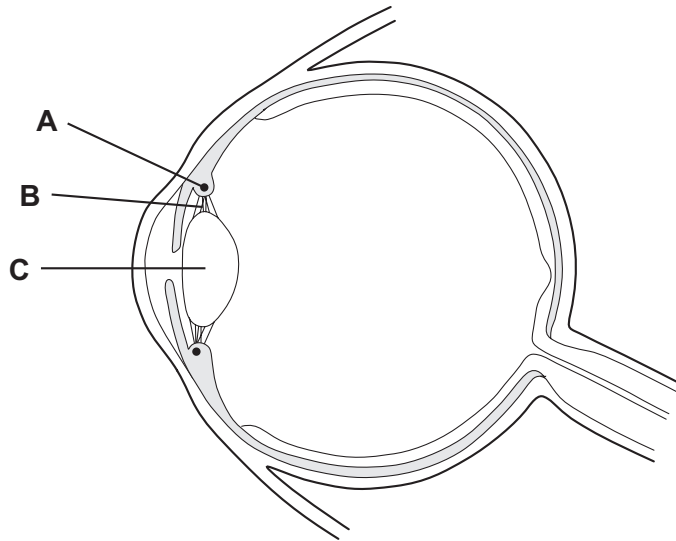


Fig. 7.1

(a) On Fig. 7.1, add label lines and label

- the retina,
- the optic nerve,
- the iris.

[3]

(b) The eye in Fig. 7.1 is focused on a distant object.

Explain how structures **A**, **B** and **C** will cause changes to allow the eye to focus on a nearby object.

.....

.....

.....

.....

.....

.....

.....

.....

.....

.....

[4]

(c) When bright light is shone onto the eye, the circular muscles in the iris contract and make the pupil smaller.

*For
Examiner's
Use*

(i) In which part of the eye are the receptor cells that sense the bright light?

..... [1]

(ii) Describe how information is transmitted from these receptor cells to the muscles in the iris.

.....
.....
.....
.....
.....
..... [3]

- 8 Large amounts of chemical energy are stored in the world's reserves of fossil fuels such as natural gas and petroleum (crude oil).

For
Examiner's
Use

- (a) (i) Name the main compound in natural gas.

.....

Write the **word** chemical equation for the complete combustion of this compound.

..... [3]

- (ii) Before it is refined, petroleum contains sulfur compounds.

Describe and explain how water in rivers and lakes could become polluted if sulfur compounds are **not** removed from fossil fuels before they are used.

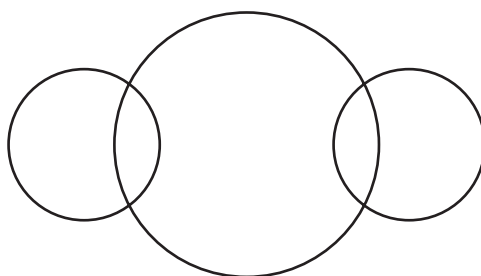
.....
.....
.....
.....
.....

..... [4]

- (b) (i) Sulfur is removed from petroleum by combining it with hydrogen to form the gaseous compound hydrogen sulfide, H_2S .

Complete the bonding diagram of one molecule of hydrogen sulfide below to show

- the chemical symbols of the elements,
- how the outer electrons in each element are arranged.



[2]

- (ii) Every year, millions of tonnes of sulfur are removed from petroleum, and used as a raw material in the Contact Process.

Name the final product of the Contact Process.

..... [1]

9 Fig. 9.1 shows a toy car of mass 0.5 kg being pushed along a plastic surface.

For
Examiner's
Use




Fig. 9.1

(a) The car is moving at a steady speed of 0.5 m/s.

Calculate the kinetic energy of the car.

State the formula that you use and show your working.

formula used

working

..... [2]

(b) While the car is moving, the wheels are rubbing against the plastic surface. The car becomes electrostatically charged with a positive charge.

Explain how this happens.

.....
.....
.....
.....
..... [3]

- (c) A speed – time graph for the car is shown in Fig. 9.2. It shows the motion of the car over a 25 second period.

For
Examiner's
Use

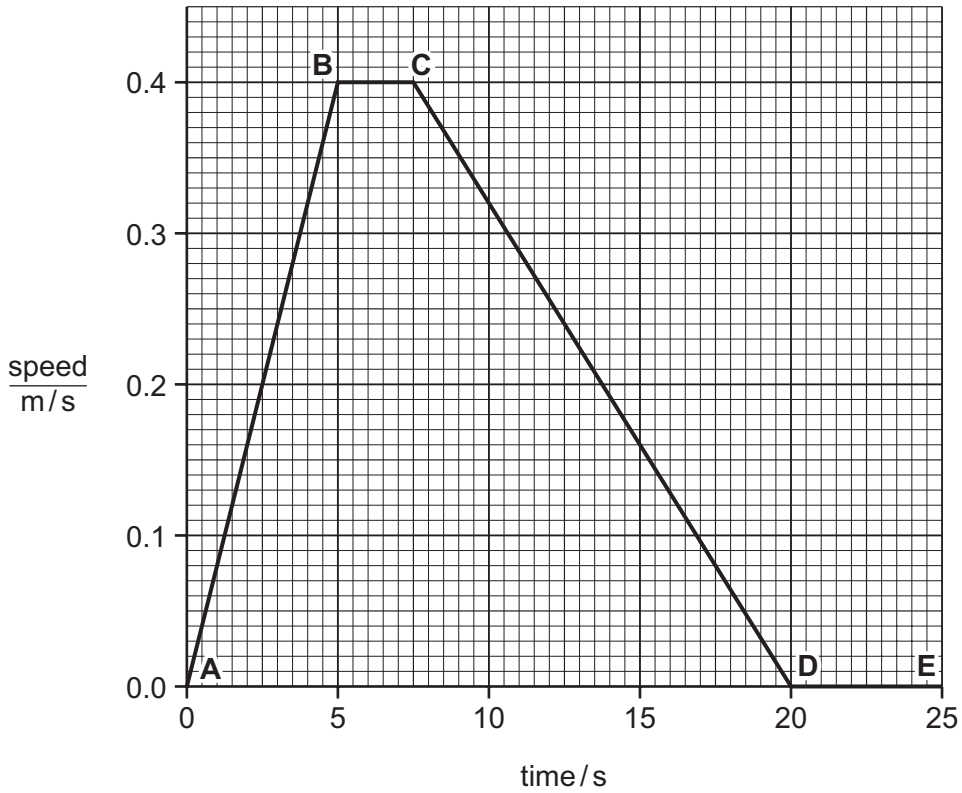


Fig. 9.2

- (i) State **one** part of the graph when the car was moving at constant speed and write down the value of this speed.

part of graph

speed

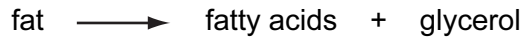
[1]

- (ii) Calculate the distance travelled by the car between **A** and **D**.

Show your working.

..... [3]

10 Lipase is an enzyme that catalyses the breakdown of fats to fatty acids and glycerol.



For
Examiner's
Use

(a) (i) Name **one** part of the human alimentary canal where this reaction takes place.

..... [1]

(ii) Explain how bile helps this reaction to take place more rapidly.

.....
.....
.....
..... [2]

Question 10 continues over the page.

- (b) A student carried out an experiment to investigate the effect of temperature on the rate of the breakdown of fats by lipase. Fig. 10.1 shows how she set up two test-tubes.

For
Examiner's
Use

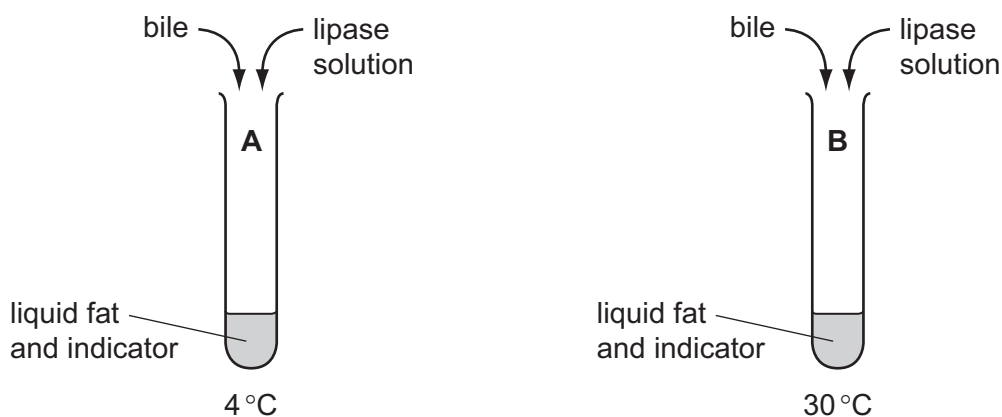


Fig. 10.1

The indicator that the student used changes colour from blue to yellow when the pH falls below 5.

Table 10.1 shows her results.

Table 10.1

time / minutes	tube A (4 °C)	tube B (30 °C)
0	blue	blue
5	blue	yellow
10	blue	yellow
15	yellow	yellow

- (i) Using the information in the word equation, explain why the indicator eventually changed to yellow in both tubes.

.....

 [2]

- (ii) Explain the difference between the results for tube A and tube B.

.....

 [3]

- (iii) The student set up a third tube, tube **C**. This was similar to tubes **A** and **B**, but she added water to the liquid **instead of** bile. She kept the tube at 30°C.

For
Examiner's
Use

Complete Table 10.2 to suggest the results she would obtain.

Table 10.2

time / minutes	tube A (4 °C)	tube B (30 °C)	tube C (30 °C)
0	blue	blue	
5	blue	yellow	
10	blue	yellow	
15	yellow	yellow	

[1]

- (c) Fat is an important component of a balanced diet.

- (i) State **one** role of fat in the human body.

..... [1]

- (ii) Explain why a balanced diet should not contain too much fat.

.....

 [2]

- 11 Large amounts of oxygen are present in the Earth's crust, in the oceans and in the atmosphere.

For
Examiner's
Use



- (a) (i) State the percentage of oxygen gas in the atmosphere near the Earth's surface.

..... [1]


- (ii) The oxygen in the atmosphere exists as molecules which have the chemical formula O_2 .

Explain why oxygen in the atmosphere is an example of an element and **not** a compound.

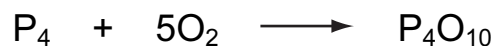
.....

 [2]

- (b) Calcium metal reacts with oxygen gas to form the ionic compound calcium oxide.



The non-metallic element phosphorus reacts with oxygen gas to form the covalent compound phosphorus oxide.



- (i) State and explain briefly which oxide, calcium oxide or phosphorus oxide, reacts with water to produce a solution which would be neutralised by addition of an alkali.

.....
.....
..... [2]

- (ii) The reaction between calcium and oxygen is an example of reduction-oxidation (redox), in which calcium atoms are oxidised.

Explain, in terms of electrons, why oxygen atoms are said to be reduced.

.....
.....
..... [2]

- (c) One of the main oxygen compounds in rocks in the Earth's crust is silicon(IV) oxide. The main oxygen compound in the oceans is water.

Both of these compounds are covalent but they have very different physical properties because they have very different structures.

Compare briefly the structures of silicon(IV) oxide and water. You may wish to draw simple diagrams to help you answer this question.

.....
.....
.....
..... [3]

12 (a) Electrical devices can develop faults and give a user an electric shock.

*For
Examiner's
Use*

Explain how a circuit breaker can stop someone who is using a faulty electrical device from receiving an electric shock. You may draw a diagram if it helps your answer.

.....

.....

.....

.....

.....

.....

..... [3]

Question 12 continues over the page.

- (b) Some torches (flashlights) use a filament lamp. Fig. 12.1 shows a circuit for measuring the current through a filament lamp as the potential difference is changed.

For
Examiner's
Use

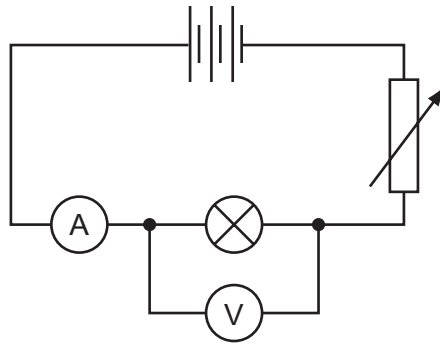


Fig. 12.1

Fig. 12.2 shows a graph of the results from an experiment using this circuit.

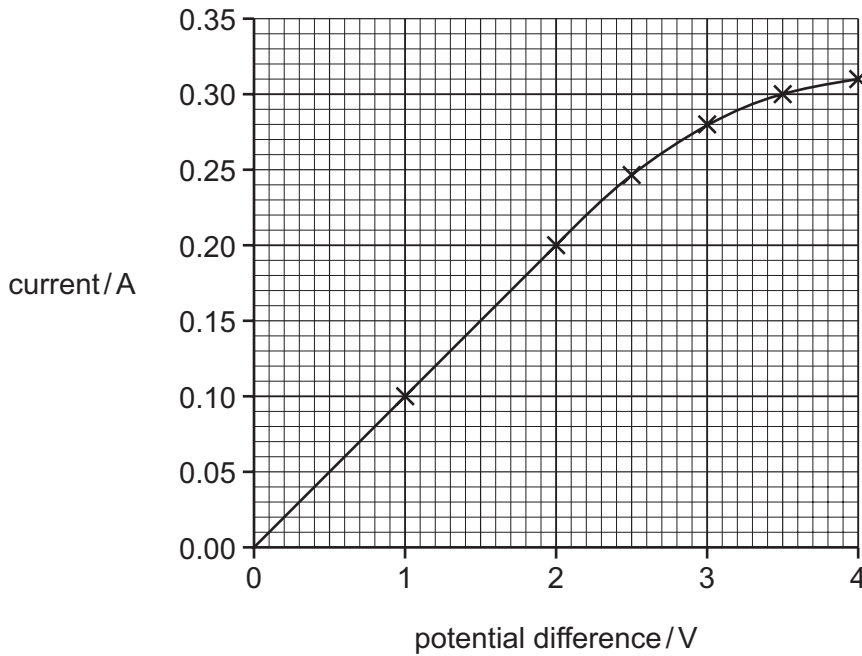


Fig. 12.2

- (i) Use the graph to calculate the resistance of the lamp when the potential difference was 2.0V and when the potential difference was 4.0V.

State the formula that you use and show your working.

formula used

working

resistance at 2.0V

resistance at 4.0V [2]

(ii) Describe how the current through the filament lamp changes as the voltage increases above 2.0V.

.....
 [1]

(iii) Use your answer to (i) to explain why the current changes in this way.

.....

 [2]

(c) A single ray of light from a torch is shone onto a mirror as shown in Fig. 12.3.

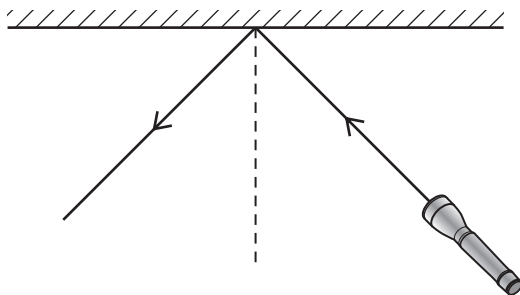


Fig. 12.3

(i) On Fig. 12.3 label the angle of incidence and angle of reflection. [1]

(ii) The angle of incidence = 45°.

Write down the value of the angle of reflection. [1]

DATA SHEET
The Periodic Table of the Elements

		Group																																																																																																	
I	II	III	IV	V	VI	VII	0																																																																																												
		1 H Hydrogen 1					4 He Helium 2																																																																																												
7 Li Lithium 3	9 Be Beryllium 4						20 Ne Neon 10																																																																																												
23 Na Sodium 11	24 Mg Magnesium 12						35.5 Cl Chlorine 17																																																																																												
39 K Potassium 19	40 Ca Calcium 20						84 Kr Krypton 36																																																																																												
85 Rb Rubidium 37	88 Sr Strontium 38						131 Xe Xenon 54																																																																																												
133 Cs Caesium 55	137 Ba Barium 56						209 Bi Bismuth 83																																																																																												
226 Fr Francium 87	227 Ra Radium 88						86 Rn Radon 86																																																																																												
		<table border="1" style="width: 100%; border-collapse: collapse; text-align: center;"> <tr> <td style="width: 5%;">11 B Boron 5</td> <td style="width: 5%;">12 C Carbon 6</td> <td style="width: 5%;">13 Al Aluminium 13</td> <td style="width: 5%;">14 Si Silicon 14</td> <td style="width: 5%;">15 P Phosphorus 15</td> <td style="width: 5%;">16 S Sulfur 16</td> <td style="width: 5%;">17 Cl Chlorine 17</td> <td style="width: 5%;">18 Ar Argon 18</td> <td colspan="4"></td> </tr> <tr> <td style="width: 5%;">27 Al Aluminium 13</td> <td style="width: 5%;">28 Si Silicon 14</td> <td style="width: 5%;">29 K Potassium 19</td> <td style="width: 5%;">30 Zn Zinc 30</td> <td style="width: 5%;">31 Ga Gallium 31</td> <td style="width: 5%;">32 Ge Germanium 32</td> <td style="width: 5%;">33 As Arsenic 33</td> <td style="width: 5%;">34 Se Selenium 34</td> <td style="width: 5%;">35 Br Bromine 35</td> <td style="width: 5%;">36 Kr Krypton 36</td> <td colspan="2"></td> </tr> <tr> <td style="width: 5%;">59 Ni Nickel 28</td> <td style="width: 5%;">60 Cu Copper 29</td> <td style="width: 5%;">61 Zn Zinc 30</td> <td style="width: 5%;">62 Ga Gallium 31</td> <td style="width: 5%;">63 Ge Germanium 32</td> <td style="width: 5%;">64 As Arsenic 33</td> <td style="width: 5%;">65 Se Selenium 34</td> <td style="width: 5%;">66 Br Bromine 35</td> <td style="width: 5%;">67 Kr Krypton 36</td> <td colspan="3"></td> </tr> <tr> <td style="width: 5%;">77 Ir Iridium 77</td> <td style="width: 5%;">78 Pt Platinum 78</td> <td style="width: 5%;">79 Au Gold 79</td> <td style="width: 5%;">80 Hg Mercury 80</td> <td style="width: 5%;">81 Tl Thallium 81</td> <td style="width: 5%;">82 Pb Lead 82</td> <td style="width: 5%;">83 Bi Bismuth 83</td> <td style="width: 5%;">84 Po Polonium 84</td> <td style="width: 5%;">85 At Astatine 85</td> <td colspan="3"></td> </tr> <tr> <td style="width: 5%;">93 Np Neptunium 93</td> <td style="width: 5%;">94 Pu Plutonium 94</td> <td style="width: 5%;">95 Am Americium 95</td> <td style="width: 5%;">96 Cm Curium 96</td> <td style="width: 5%;">97 Bk Berkelium 97</td> <td style="width: 5%;">98 Cf Californium 98</td> <td style="width: 5%;">99 Es Einsteinium 99</td> <td style="width: 5%;">100 Fm Fermium 100</td> <td style="width: 5%;">101 Md Mendelevium 101</td> <td style="width: 5%;">102 No Nobelium 102</td> <td colspan="2"></td> </tr> <tr> <td style="width: 5%;">140 Ce Cerium 58</td> <td style="width: 5%;">141 Pr Praseodymium 59</td> <td style="width: 5%;">142 Nd Neodymium 60</td> <td style="width: 5%;">143 Pm Promethium 61</td> <td style="width: 5%;">144 Sm Samarium 62</td> <td style="width: 5%;">145 Eu Europium 63</td> <td style="width: 5%;">146 Gd Gadolinium 64</td> <td style="width: 5%;">147 Tb Terbium 65</td> <td style="width: 5%;">148 Dy Dysprosium 66</td> <td style="width: 5%;">149 Ho Holmium 67</td> <td style="width: 5%;">150 Er Erbium 68</td> <td style="width: 5%;">151 Tm Thulium 69</td> <td style="width: 5%;">152 Yb Ytterbium 70</td> <td style="width: 5%;">153 Lu Lutetium 71</td> </tr> <tr> <td style="width: 5%;">232 Th Thorium 90</td> <td style="width: 5%;">233 Pa Protactinium 91</td> <td style="width: 5%;">234 U Uranium 92</td> <td style="width: 5%;">235 Np Neptunium 93</td> <td style="width: 5%;">236 Pu Plutonium 94</td> <td style="width: 5%;">237 Am Americium 95</td> <td style="width: 5%;">238 Cm Curium 96</td> <td style="width: 5%;">239 Bk Berkelium 97</td> <td style="width: 5%;">240 Cf Californium 98</td> <td style="width: 5%;">241 Es Einsteinium 99</td> <td style="width: 5%;">242 Fm Fermium 100</td> <td style="width: 5%;">243 Md Mendelevium 101</td> <td style="width: 5%;">244 No Nobelium 102</td> <td style="width: 5%;">245 Lr Lawrencium 103</td> </tr> </table>										11 B Boron 5	12 C Carbon 6	13 Al Aluminium 13	14 Si Silicon 14	15 P Phosphorus 15	16 S Sulfur 16	17 Cl Chlorine 17	18 Ar Argon 18					27 Al Aluminium 13	28 Si Silicon 14	29 K Potassium 19	30 Zn Zinc 30	31 Ga Gallium 31	32 Ge Germanium 32	33 As Arsenic 33	34 Se Selenium 34	35 Br Bromine 35	36 Kr Krypton 36			59 Ni Nickel 28	60 Cu Copper 29	61 Zn Zinc 30	62 Ga Gallium 31	63 Ge Germanium 32	64 As Arsenic 33	65 Se Selenium 34	66 Br Bromine 35	67 Kr Krypton 36				77 Ir Iridium 77	78 Pt Platinum 78	79 Au Gold 79	80 Hg Mercury 80	81 Tl Thallium 81	82 Pb Lead 82	83 Bi Bismuth 83	84 Po Polonium 84	85 At Astatine 85				93 Np Neptunium 93	94 Pu Plutonium 94	95 Am Americium 95	96 Cm Curium 96	97 Bk Berkelium 97	98 Cf Californium 98	99 Es Einsteinium 99	100 Fm Fermium 100	101 Md Mendelevium 101	102 No Nobelium 102			140 Ce Cerium 58	141 Pr Praseodymium 59	142 Nd Neodymium 60	143 Pm Promethium 61	144 Sm Samarium 62	145 Eu Europium 63	146 Gd Gadolinium 64	147 Tb Terbium 65	148 Dy Dysprosium 66	149 Ho Holmium 67	150 Er Erbium 68	151 Tm Thulium 69	152 Yb Ytterbium 70	153 Lu Lutetium 71	232 Th Thorium 90	233 Pa Protactinium 91	234 U Uranium 92	235 Np Neptunium 93	236 Pu Plutonium 94	237 Am Americium 95	238 Cm Curium 96	239 Bk Berkelium 97	240 Cf Californium 98	241 Es Einsteinium 99	242 Fm Fermium 100	243 Md Mendelevium 101	244 No Nobelium 102	245 Lr Lawrencium 103
11 B Boron 5	12 C Carbon 6	13 Al Aluminium 13	14 Si Silicon 14	15 P Phosphorus 15	16 S Sulfur 16	17 Cl Chlorine 17	18 Ar Argon 18																																																																																												
27 Al Aluminium 13	28 Si Silicon 14	29 K Potassium 19	30 Zn Zinc 30	31 Ga Gallium 31	32 Ge Germanium 32	33 As Arsenic 33	34 Se Selenium 34	35 Br Bromine 35	36 Kr Krypton 36																																																																																										
59 Ni Nickel 28	60 Cu Copper 29	61 Zn Zinc 30	62 Ga Gallium 31	63 Ge Germanium 32	64 As Arsenic 33	65 Se Selenium 34	66 Br Bromine 35	67 Kr Krypton 36																																																																																											
77 Ir Iridium 77	78 Pt Platinum 78	79 Au Gold 79	80 Hg Mercury 80	81 Tl Thallium 81	82 Pb Lead 82	83 Bi Bismuth 83	84 Po Polonium 84	85 At Astatine 85																																																																																											
93 Np Neptunium 93	94 Pu Plutonium 94	95 Am Americium 95	96 Cm Curium 96	97 Bk Berkelium 97	98 Cf Californium 98	99 Es Einsteinium 99	100 Fm Fermium 100	101 Md Mendelevium 101	102 No Nobelium 102																																																																																										
140 Ce Cerium 58	141 Pr Praseodymium 59	142 Nd Neodymium 60	143 Pm Promethium 61	144 Sm Samarium 62	145 Eu Europium 63	146 Gd Gadolinium 64	147 Tb Terbium 65	148 Dy Dysprosium 66	149 Ho Holmium 67	150 Er Erbium 68	151 Tm Thulium 69	152 Yb Ytterbium 70	153 Lu Lutetium 71																																																																																						
232 Th Thorium 90	233 Pa Protactinium 91	234 U Uranium 92	235 Np Neptunium 93	236 Pu Plutonium 94	237 Am Americium 95	238 Cm Curium 96	239 Bk Berkelium 97	240 Cf Californium 98	241 Es Einsteinium 99	242 Fm Fermium 100	243 Md Mendelevium 101	244 No Nobelium 102	245 Lr Lawrencium 103																																																																																						

The volume of one mole of any gas is 24 dm³ at room temperature and pressure (r.t.p.).

	a	X	a = relative atomic mass
Key	b	X	X = atomic symbol
			b = proton (atomic) number

*58-71 Lanthanoid series
†90-103 Actinoid series

Permission to reproduce items where third-party owned material protected by copyright is included has been sought and cleared where possible. Every reasonable effort has been made by the publisher (UCLES) to trace copyright holders, but if any items requiring clearance have unwittingly been included, the publisher will be pleased to make amends at the earliest possible opportunity.

University of Cambridge International Examinations is part of the Cambridge Assessment Group. Cambridge Assessment is the brand name of University of Cambridge Local Examinations Syndicate (UCLES), which is itself a department of the University of Cambridge.