A

AQA

Surname _____

Other Names _____

Centre Number _____

Candidate Number _____

Candidate Signature _____

A-level
PSYCHOLOGY
Paper 2 Psychology in context
7182/2

Friday 8 June 2018 Morning

Time allowed: 2 hours

For this paper you may use:
- **a calculator.**

At the top of the page, write your surname and other names, your centre number, your candidate number and add your signature.

[Turn over]

J U N 1 8 7 1 8 2 2 0 1

INSTRUCTIONS

- **Use black ink or black ball-point pen.**
- **Answer ALL questions. You must answer the questions in the spaces provided. Do NOT write on blank pages.**
- **Do all rough work in this book. Cross through any work you do not want to be marked.**

INFORMATION

- **The marks for questions are shown in brackets.**
- **The maximum mark for this paper is 96.**
- **Questions should be answered in continuous prose. You will be assessed on your ability to:**
  - **use good English**
  - **organise information clearly**
  - **use specialist vocabulary where appropriate.**

DO NOT TURN OVER UNTIL TOLD TO DO SO

SECTION A

APPROACHES IN PSYCHOLOGY

Answer ALL questions in this section.

Only ONE answer per question is allowed.

For each multiple-choice answer, completely fill in the circle alongside the appropriate answer.

CORRECT METHOD



WRONG METHODS

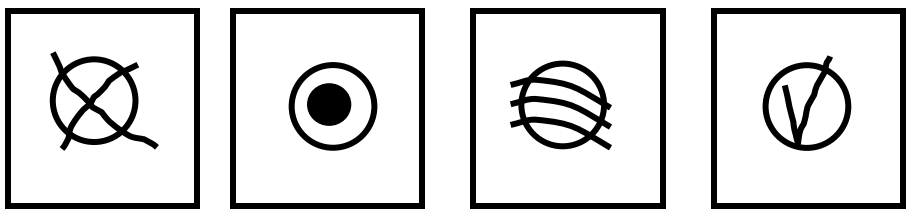

If you want to change your answer you must cross out your original answer as shown.



If you wish to return to an answer previously crossed out, ring the answer you now wish to select as shown.

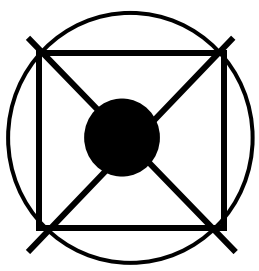

0 1 **Which of the following statements about the cognitive approach is FALSE?**

Shade ONE box only. [1 mark]

- ○ **A** **Inferences about internal mental processes are made on the basis of behaviour.**
- ○ **B** **Internal mental processes are studied scientifically.**
- ○ **C** **Mental processes are studied directly by making inferences.**
- ○ **D** **Theoretical and computer models are used to help explain mental processes.**

[Turn over]

0 2 **We use schema when we process information from the world around us.**

Explain ONE reason why using schema might be useful when processing information from the world around us, and explain ONE reason why using schema might not be useful when processing information from the world around us.
[4 marks]

[Turn over]

0 3 **Jed was given a detention meaning that he would miss the football match after school. Jed felt extremely angry. Later that day, Jed was called in to the Head of Year's office for kicking his locker at break time.**

Identify and explain the defence mechanism Jed was displaying.
[3 marks]

BLANK PAGE

[Turn over]

0 4 **Outline the behaviourist approach. Compare the behaviourist approach with the biological approach.**
[16 marks]

You may use this space to plan your answer.

[Turn over]

[Turn over]

[Turn over]

[Turn over]

24

BLANK PAGE

[Turn over]

SECTION B

BIOPSYCHOLOGY

Answer ALL questions in this section.

0 5 **Give ONE difference between the autonomic nervous system and the somatic nervous system. [1 mark]**

0 6 **Name the types of neurons labelled A, B and C on FIGURE 1 below. Write your answers in the boxes provided. [3 marks]**

FIGURE 1

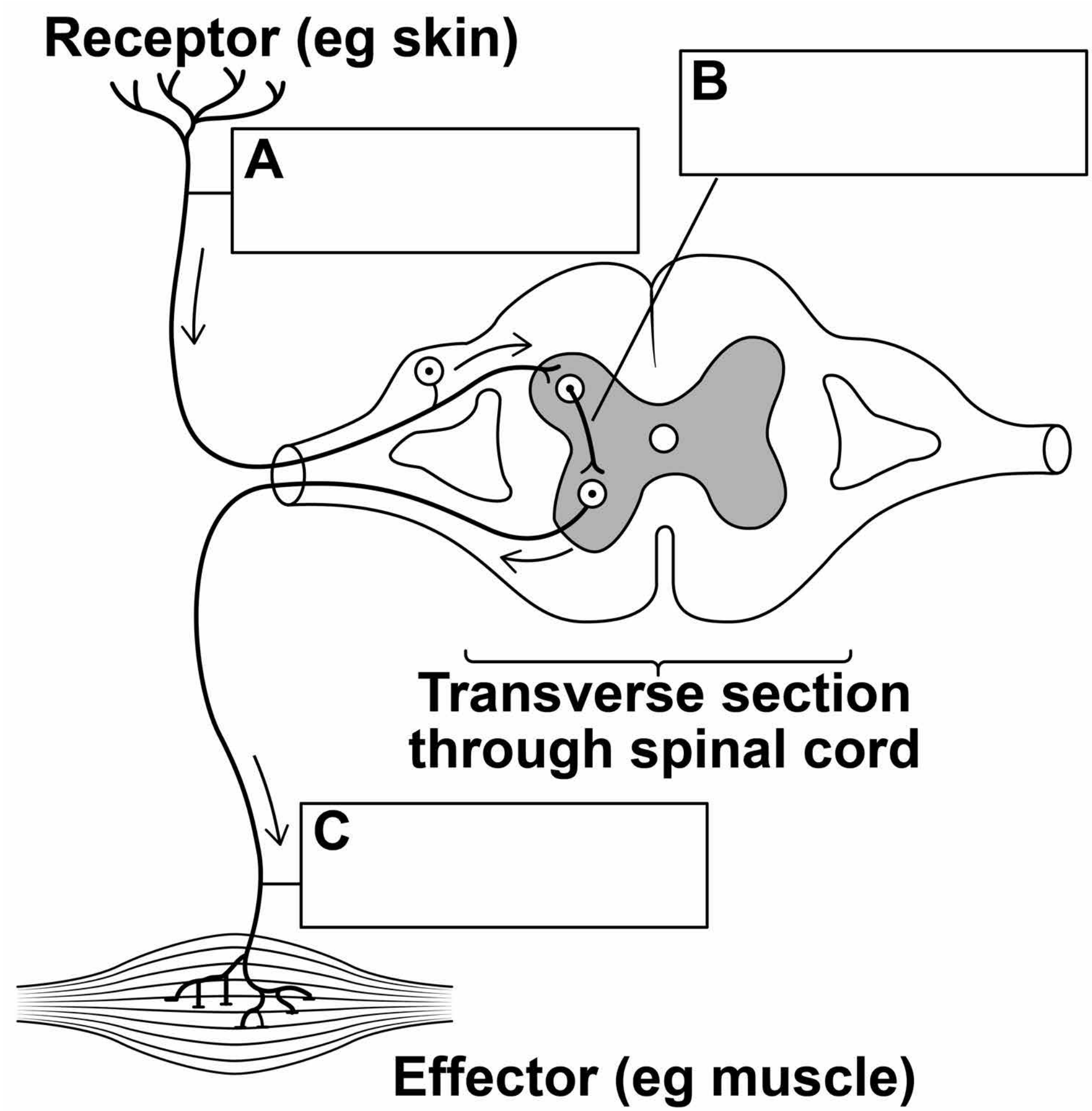

[Turn over]

0 7 **Information can only travel in one direction at a synapse.**

Explain why neurons can only transmit information in one direction at a synapse. [3 marks]

BLANK PAGE

[Turn over]

0 8 **The fight or flight response enabled our ancestors to survive but can be less helpful in response to more modern stressors.**

Explain how the body responds during fight or flight and why this could be unhelpful in a driving test situation. [4 marks]

[Turn over]

0 9 **Julia complains that her baby is sleeping all day and keeping her awake all night.**

Using your knowledge of research into exogenous zeitgebers, discuss what Julia could do to encourage her baby to sleep more at night.
[8 marks]

[Turn over]

[Turn over]

[Turn over]

Julia decided to record how many hours her baby slept for in the day and in the night for one week.

TABLE 1 The number of hours slept in the day and the number of hours slept in the night over one week

	Monday	Tuesday	Wednesday	Thursday	Friday	Saturday	Sunday
Number of hours slept in the day	8.5	9.0	7.0	9.5	10.5	6.5	8.5
Number of hours slept in the night	9.0	8.0	8.5	7.0	7.5	10.5	8.0

1 0 **Calculate the mean number of hours slept in the night.**
Show your workings.

Give your answer to TWO significant figures.
[3 marks]

[Turn over]

BLANK PAGE

1 1 **Explain ONE reason why the mean is the most appropriate measure of central tendency for this set of data. [2 marks]**

_____

_____

_____

_____

_____

24

SECTION C

RESEARCH METHODS

Answer ALL questions in this section.

A psychologist was reading an article about typical dream themes in adults.

FIGURE 2 shows the main dream themes identified in the article.

FIGURE 2 Main dream themes

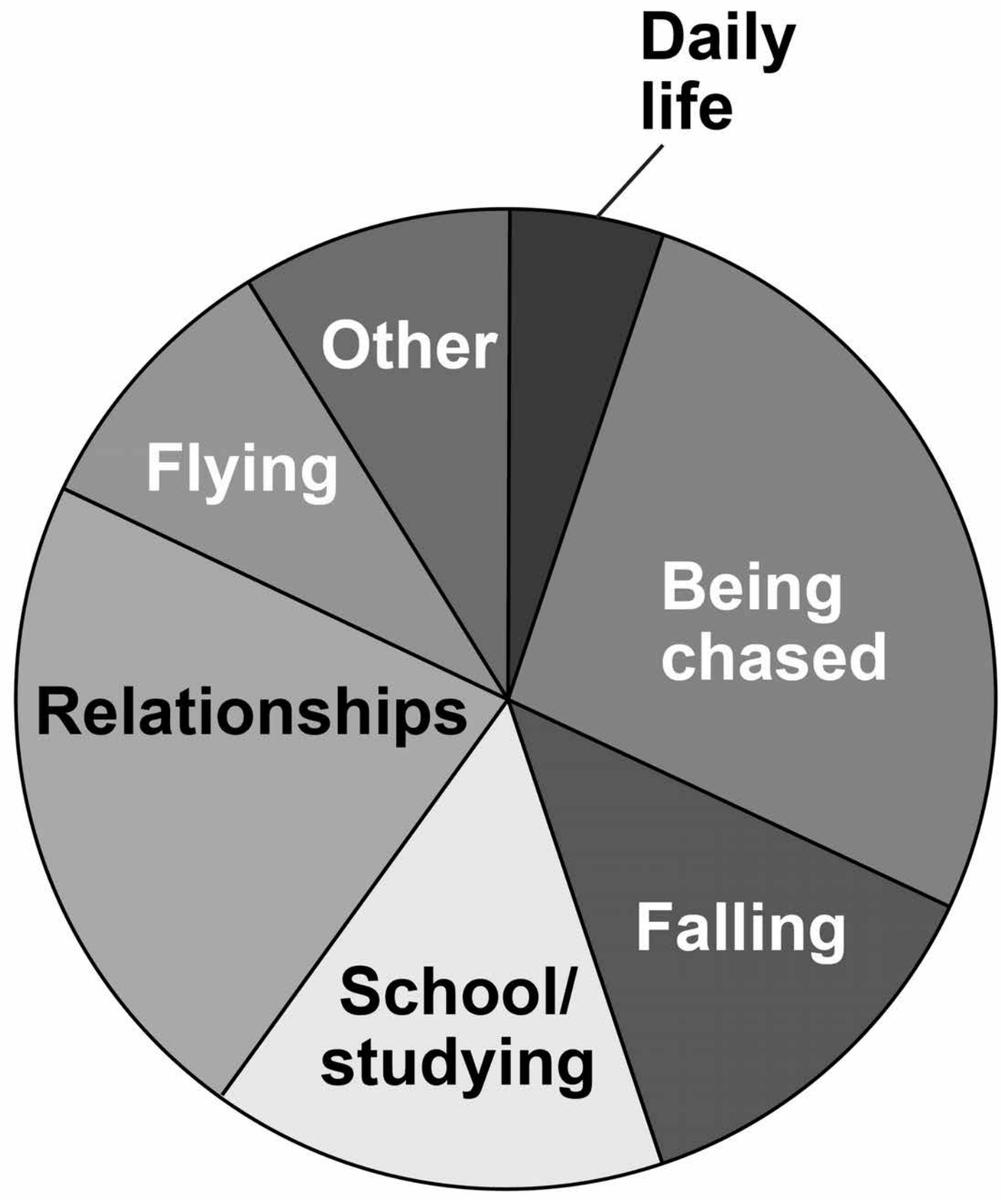

1 2 **Using FIGURE 2, estimate the percentage of dreams that were reported to be about being chased.**

Shade ONE box only. [1 mark]

○ **A 4%**

○ **B 12%**

○ **C 27%**

○ **D 42%**

[Turn over]

The psychologist was interested in finding out whether dream themes differed between males and females, particularly in terms of social interaction. She decided to conduct a pilot study. Twenty undergraduate students (8 male and 12 female) volunteered for the study. For a six-week period the students were interviewed at 9 am each morning when they arrived at university. Interviewers, who did not know the purpose of the study, carried out and recorded the dream interviews.

1 3 **What is meant by a pilot study? Explain ONE possible reason why the psychologist decided to conduct a pilot study for this investigation. [3 marks]**

[Turn over]

1 4 **The interviews produced qualitative data.**

What is meant by qualitative data?
Give ONE strength of collecting qualitative data in this study.
[2 marks]

1 5 **What are investigator effects? Suggest ONE way in which they could have been minimised during the dream interviews. [3 marks]**

1 6 **Another researcher, who did not know the purpose of the study, carried out a content analysis of the interview data.**

Explain how this content analysis could have been conducted.
[4 marks]

[Turn over]

1 7 **The psychologist wanted to assess the reliability of the content analysis.**

Explain how the reliability of the content analysis could be assessed. [4 marks]

When comparing the data for males and females, the psychologist found that there was a difference in the proportion of friendly and aggressive social interactions. This is shown in TABLE 2.

TABLE 2 Percentage of friendly and aggressive social interactions in dreams reported by males and females

	Males	Females
Friendly	40%	56%
Aggressive	60%	44%

1 8 **A total of 375 dreams reported by males included social interaction. Use the data in TABLE 2 to calculate how many of these dreams reported by males were classified as aggressive. Show your workings. [2 marks]**

1 9 **Draw a suitable graphical display to represent the data in TABLE 2. Label your graph appropriately. [4 marks]**

Title _____



BLANK PAGE

[Turn over]

The psychologist decided to conduct an experiment to investigate the effect of watching horror films before going to bed.

A volunteer sample of 50 university students consented to take part in the experiment.

The 50 students were randomly split into two groups. GROUP 1 watched a horror film before going to bed each night for the first week then a romantic comedy before going to bed each night for the second week. GROUP 2 watched the romantic comedy in the first week and the horror film in the second week.

When the students woke up each morning, each student received a text message that asked if they had had a nightmare during the night. They could respond ‘yes’ or ‘no’.

2 0 **Write a brief consent form that would have been suitable for use in this experiment.**

The consent form should:

- **include some detail of what participants might expect to happen**
- **refer to ethical issues**
- **be in an appropriate format/style.**

[6 marks]

[Turn over]

2 1 **The psychologist proposed a directional hypothesis.**

Write a directional hypothesis for this experiment. [3 marks]

2 2 **The psychologist used a repeated measures design in this experiment.**

Explain why it was important to use a repeated measures design in this case. [2 marks]

[Turn over]

2 3 **The psychologist used counterbalancing in this experiment.**

Explain why it was appropriate to use counterbalancing in this experiment. [2 marks]

2 4 **Explain how the psychologist could have randomly split the sample of 50 students into the two groups. [3 marks]**

The psychologist collated the responses of all the participants over the two-week period and calculated the mean and standard deviation for each condition.

TABLE 3 Mean number of nightmares reported and the standard deviation for each condition

	Mean number of nightmares in 7 days	Standard deviation
Horror films	2.18	1.48
Romantic comedies	0.30	0.61

2 5 What do the mean AND standard deviation values in TABLE 3 suggest about the effect of the type of film watched on the occurrence of nightmares? Justify your answer. [4 marks]

[Turn over]

2 6 **The psychologist found that the difference in the number of nightmares reported in the two conditions was significant at $p<0.05$**

Explain what is meant by 'significant at $p<0.05$' in the context of this experiment. [2 marks]

2 7 **The psychologist was concerned about the validity of the experiment.**

Suggest ONE possible modification to the design of the experiment and explain how this might improve validity. [3 marks]

END OF QUESTIONS

48

There are no questions printed on this page

For Examiner's Use	
Section	Mark
A	
B	
C	
TOTAL	

Copyright information

For confidentiality purposes, from the November 2015 examination series, acknowledgements of third party copyright material will be published in a separate booklet rather than including them on the examination paper or support materials. This booklet is published after each examination series and is available for free download from www.aqa.org.uk after the live examination series.

Permission to reproduce all copyright material has been applied for. In some cases, efforts to contact copyright-holders may have been unsuccessful and AQA will be happy to rectify any omissions of acknowledgements. If you have any queries please contact the Copyright Team, AQA, Stag Hill House, Guildford, GU2 7XJ

Copyright © 2018 AQA and its licensors. All rights reserved.